

COVID-19 projections assuming full social distancing through May 2020

Last updated April 8, 2020 (Pacific Time).

[FAQ](#) | [Update Notes](#) | [Article](#)

All dates below are calculated based on the local time of the selected location.

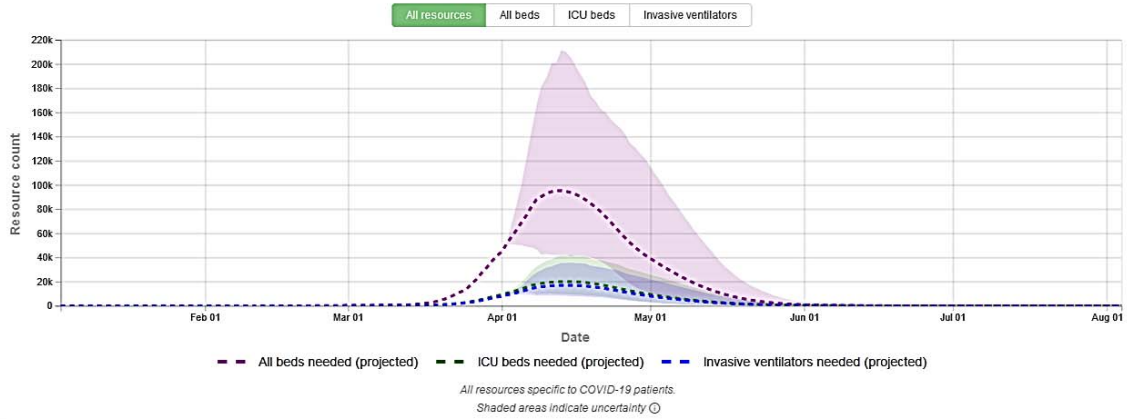
United States of America

Hospital resource use

3 days until peak resource use on  
April 11, 2020

Resources needed for COVID-19 patients on peak date

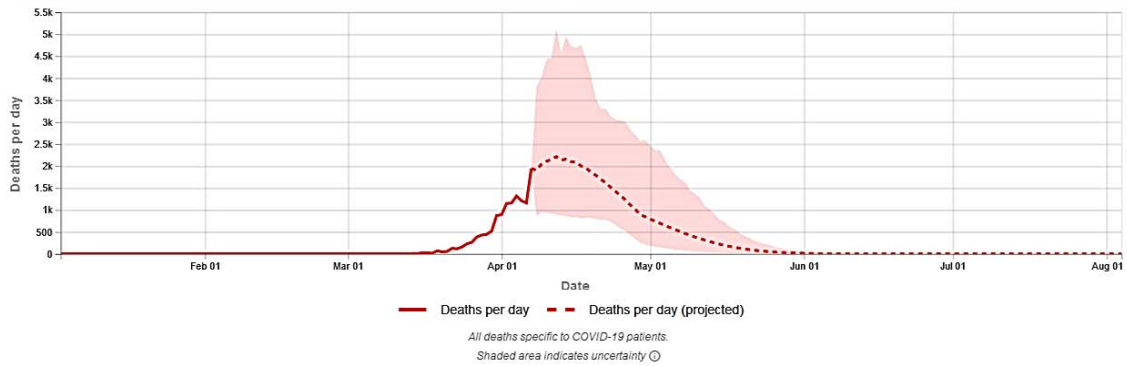
All beds needed <b>94,249 beds</b>	→	Bed Shortage <b>16,852 beds</b>
ICU beds needed <b>19,438 beds</b>	→	ICU Bed Shortage <b>9,047 beds</b>
Invasive ventilators needed <b>16,524 ventilators</b>		



Deaths per day

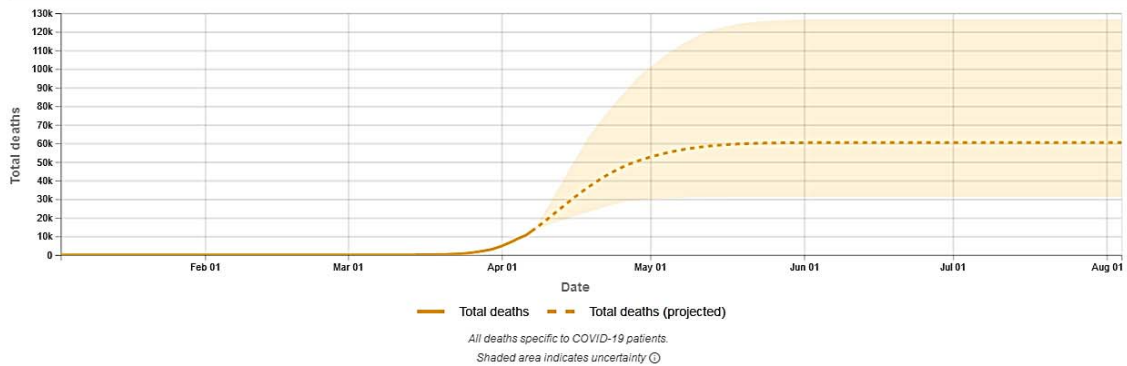
4 days until projected peak in daily deaths

2,212 COVID-19 deaths projected on April 12, 2020



Total deaths

60,415 COVID-19 deaths projected by August 4, 2020



[Download the results](#) (version 2020\_04\_07.04.all).

For more information, visit [healthdata.org/covid](https://healthdata.org/covid).

Questions? Please contact IHME at [covid19@healthdata.org](mailto:covid19@healthdata.org).