


Crime rate in Cleveland, Ohio (OH): murders, rapes, robberies, assaults, burglaries, thefts, auto thefts, arson, law enforcement employees, police officers, crime map

Jump to a detailed profile or search site
with 

City, County or Zip Code

Search

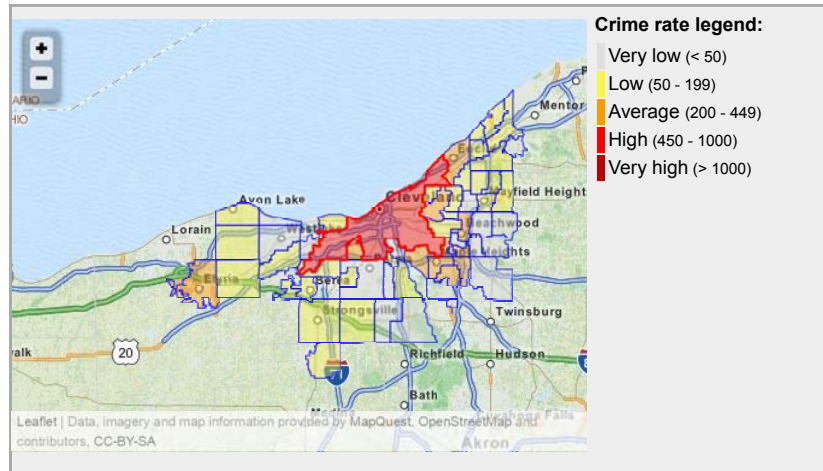


Business Search
14 Million Businesses in
12,000 Categories

Find:
Near:

Search

Back to: [Cleveland main page](#), [Ohio](#), [Ohio smaller cities](#), [Ohio small towns](#), [Ohio forum](#), [All U.S. Cities](#).



Crime rates in Cleveland by Year														
±	Type	± 2000	± 2001	± 2002	± 2003	± 2004	± 2005	± 2006	± 2007	± 2008	± 2009	± 2010	± 2011	± 2012
	Murders (per 100,000)	71 (14.0)	77 (16.1)	80 (16.6)	73 (15.6)	78 (16.9)	109 (23.8)	75 (16.6)	90 (20.5)	102 (23.5)	86 (20.0)	81 (19.0)	74 (18.6)	84 (21.3)
	Rapes (per 100,000)	615 (121.6)	624 (130.2)	619 (128.6)	646 (137.9)	520 (112.5)	478 (104.2)	445 (98.3)	374 (85.0)	423 (97.6)	373 (86.9)	341 (80.0)	354 (89.1)	363 (92.2)
	Robberies (per 100,000)	3,084 (609.5)	3,298 (688.1)	3,263 (678.0)	3,167 (676.1)	3,289 (711.5)	3,743 (815.7)	4,288 (947.1)	4,022 (914.3)	3,804 (877.6)	3,555 (828.2)	3,181 (746.6)	3,156 (794.8)	3,252 (825.8)
	Assaults (per 100,000)	2,271 (448.8)	2,425 (506.0)	2,402 (499.1)	2,314 (494.0)	2,096 (453.4)	2,086 (454.6)	2,196 (485.0)	1,958 (445.1)	1,864 (430.0)	1,976 (460.4)	1,922 (451.1)	1,842 (463.9)	1,750 (444.4)
	Burglaries (per 100,000)	7,435 (1,469.5)	7,937 (1,656.1)	8,096 (1,682.2)	8,048 (1,718.0)	8,120 (1,756.6)	8,598 (1,873.7)	9,650 (2,131.4)	9,050 (2,057.3)	9,102 (2,099.9)	9,226 (2,149.4)	9,854 (2,312.9)	10,706 (2,696.0)	9,740 (2,473.5)
	Thefts (per 100,000)	12,969 (2,563.2)	12,925 (2,696.8)	13,250 (2,753.1)	12,832 (2,739.3)	13,080 (2,829.6)	13,145 (2,864.6)	12,036 (2,658.4)	11,184 (2,542.5)	10,686 (2,465.3)	10,871 (2,532.6)	10,079 (2,365.7)	10,524 (2,650.2)	10,808 (2,744.7)
	Auto thefts (per 100,000)	6,139 (1,213.3)	5,779 (1,205.8)	5,499 (1,142.6)	5,198 (1,109.6)	5,808 (1,256.4)	6,800 (1,481.9)	6,534 (1,443.2)	6,782 (1,541.8)	5,283 (1,218.8)	4,031 (939.1)	3,503 (822.2)	4,093 (1,030.7)	3,761 (955.1)
	Arson (per 100,000)	530 (104.8)	539 (112.5)	489 (101.6)	461 (98.4)	442 (95.6)	505 (110.0)	502 (110.9)	516 (117.3)	532 (122.7)	401 (93.4)	378 (88.7)	319 (80.3)	302 (76.7)
	City-data.com crime rate (higher means more crime, U.S. average = 301.1)	678.7	740.5	735.1	738.1	740.8	805.0	837.1	815.2	792.2	752.9	715.7	791.6	787.2

City-data.com crime rate counts serious crimes and violent crime more heavily. It adjusts for the number of visitors and daily workers commuting into cities.

According to our research of Ohio and other state lists there [were 1,786 registered sex offenders living in Cleveland, Ohio](#) as of May 23, 2015.

The ratio of number of residents in Cleveland to the number of sex offenders is 219 to 1.

See how dangerous Cleveland, OH is compared to nearest cities:

(Note: Higher means more crime)



Cleveland:	787.2
Brooklyn Heights:	52.7
Brooklyn:	370.7
Garfield Heights:	309.6
East Cleveland:	118.3
Linndale:	2,139.5
Cleveland Heights:	281.3
Shaker Heights:	152.9
Seven Hills:	19.2



Violent crime rate in 2012



Cleveland: 746.1
U.S. Average: 214.0



Property crime rate in 2012



Cleveland: 751.2
U.S. Average: 266.5



Violent crime rate in 2011
Cleveland:  732.3
U.S. Average:  214.1



Violent crime rate in 2010
Cleveland:  694.7
U.S. Average:  223.2



Violent crime rate in 2009
Cleveland:  747.3
U.S. Average:  238.0



Violent crime rate in 2008
Cleveland:  773.7
U.S. Average:  252.4



Violent crime rate in 2007
Cleveland:  780.7
U.S. Average:  259.7



Violent crime rate in 2006
Cleveland:  821.2
U.S. Average:  264.1



Violent crime rate in 2005
Cleveland:  762.4
U.S. Average:  258.9



Violent crime rate in 2004
Cleveland:  706.1
U.S. Average:  256.0



Violent crime rate in 2003
Cleveland:  730.7
U.S. Average:  262.6



Violent crime rate in 2002
Cleveland:  727.1
U.S. Average:  272.2



Violent crime rate in 2001
Cleveland:  735.8
U.S. Average:  276.6



Violent crime rate in 2000
Cleveland:  657.8
U.S. Average:  277.6



Property crime rate in 2011
Cleveland:  800.7
U.S. Average:  273.5



Property crime rate in 2010
Cleveland:  682.4
U.S. Average:  276.4



Property crime rate in 2009
Cleveland:  675.8
U.S. Average:  285.6



Property crime rate in 2008
Cleveland:  703.6
U.S. Average:  302.2



Property crime rate in 2007
Cleveland:  746.0
U.S. Average:  309.2



Property crime rate in 2006
Cleveland:  751.6
U.S. Average:  317.3



Property crime rate in 2005
Cleveland:  717.3
U.S. Average:  322.3

Property crime rate in 2004
Cleveland:  660.1
U.S. Average:  327.4

Property crime rate in 2003
Cleveland:  626.9
U.S. Average:  334.1







Property crime rate in 2002
Cleveland:  625.5
U.S. Average:  336.9

Property crime rate in 2001
Cleveland:  626.9
U.S. Average:  337.2

Property crime rate in 2000
Cleveland:  585.3
U.S. Average:  331.5



Recent posts about [crime in Cleveland, Ohio on our local forum](#) with over 1,800,000 registered users:

-  [what's with all the sexual misfit crimes on women in Cleveland?](#) (13 replies)
-  [Cleveland Crime: 2009](#) (509 replies)
-  [Thoughts on the Cleveland Police shooting and Race Relations](#) (122 replies)
-  [Why do alot of local Clevelanders hate Cleveland Ohio](#) (64 replies)
-  [Looking to buy a house in Cleveland Suburbs](#) (119 replies)
-  [What Major Events Could Have Been Undone To Make Cleveland Better?](#) (75 replies)

Latest news about crime in Cleveland, OH collected exclusively by city-data.com from local newspapers, TV, and radio stations

[Brelo Verdict: Core issues to be considered](#)

CLEVELAND -- The future of Cleveland Police Officer Michael Brelo is currently in the hands of Judge John O'Donnell. ([wkyc.com](#))

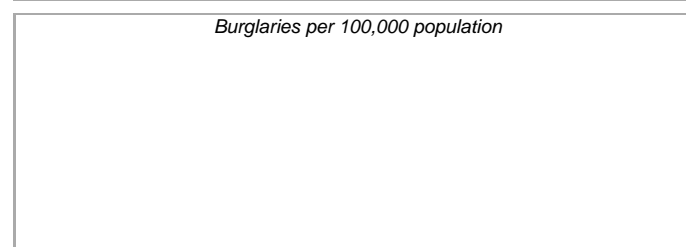
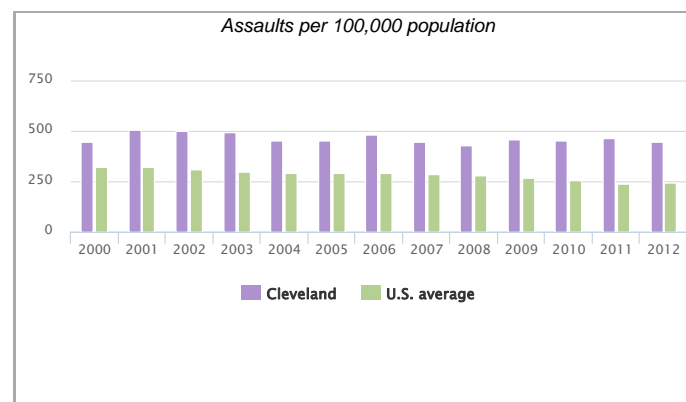
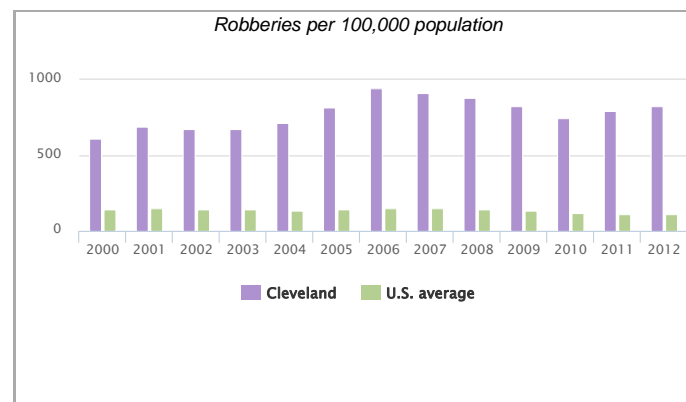
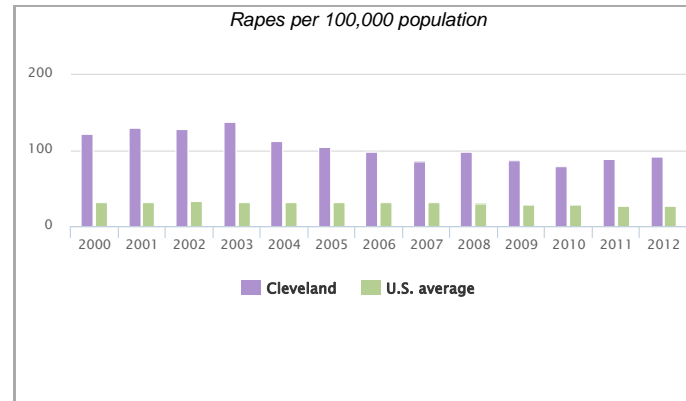
[Nurses Carole Wright - Crain's Cleveland Business](#)

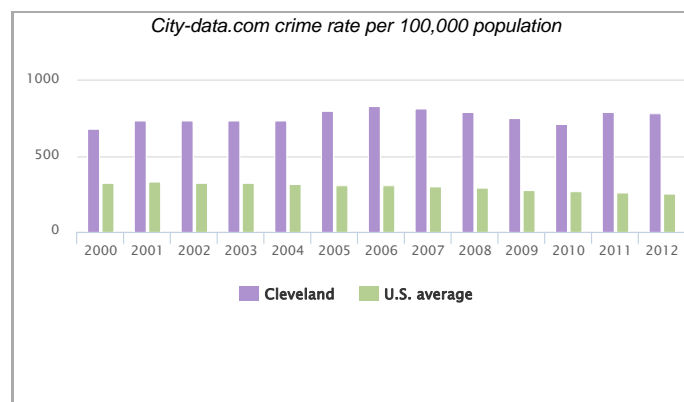
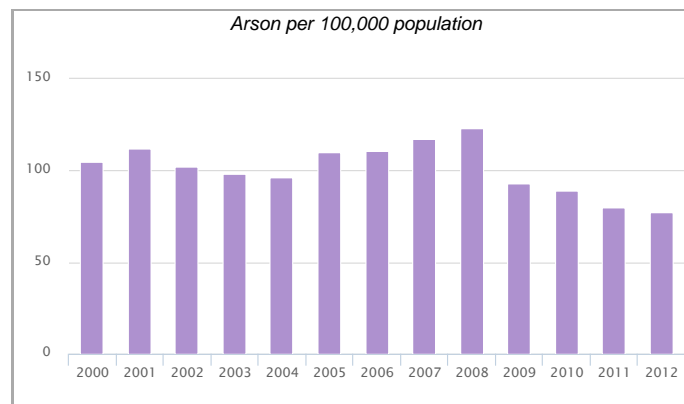
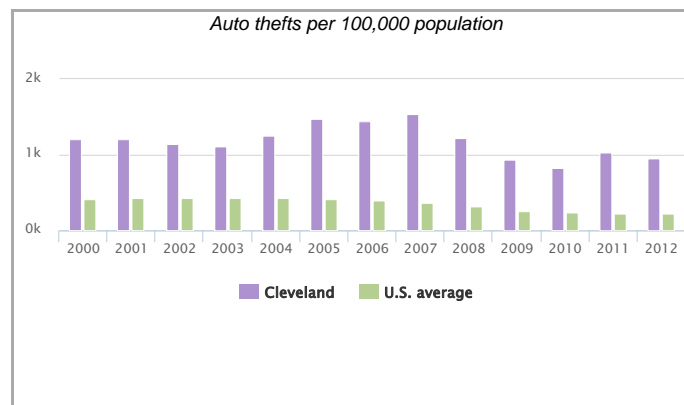
its Alzheimer's Care Unit — the first such center in Cleveland's inner city — and its Skilled Care Unit. ([crainscleveland.com](#))

[Series of similar attacks back-to-back on CLE's east side](#)


CLEVELAND -- Cleveland Police are looking for suspects who they believe attacked and robbed three people in a row Thursday morning. All the robberies happened on the city's east ([wkyc.com](#))

[More news from Cleveland, OH](#)






Full-time law enforcement employees in 2012, including police officers: 1,709 (1,481 officers).
 Officers per 1,000 residents here: 3.76

Ohio average:  1.99

Full-time law enforcement employees in 2011, including police officers: 1,697 (1,451 officers).

Officers per 1,000 residents here:  3.65

Ohio average:  2.11

Full-time law enforcement employees in 2010, including police officers: 1,805 (1,559 officers).

Officers per 1,000 residents here:  3.66


Ohio average:  2.10

Full-time law enforcement employees in 2009, including police officers: 1,908 (1,642 officers).

Officers per 1,000 residents here:  3.83


Ohio average:  2.16

Full-time law enforcement employees in 2008, including police officers: 1,885 (1,613 officers).

Officers per 1,000 residents here:  3.72


Ohio average:  2.25

Full-time law enforcement employees in 2007, including police officers: 2,021 (1,655 officers).

Officers per 1,000 residents here:  3.76


Ohio average:  2.17

Full-time law enforcement employees in 2006, including police officers: 1,962 (1,591 officers).

Officers per 1,000 residents here:  3.59


Ohio average:  2.03

Full-time law enforcement employees in 2005, including police officers: 1,998 (1,615 officers).

Officers per 1,000 residents here:  3.59


Ohio average:  2.12

Full-time law enforcement employees in 2004, including police officers: 1,957 (1,562 officers).

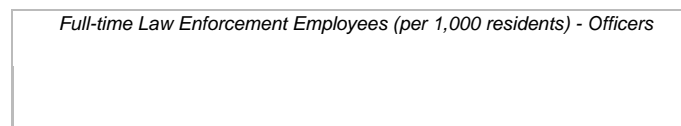
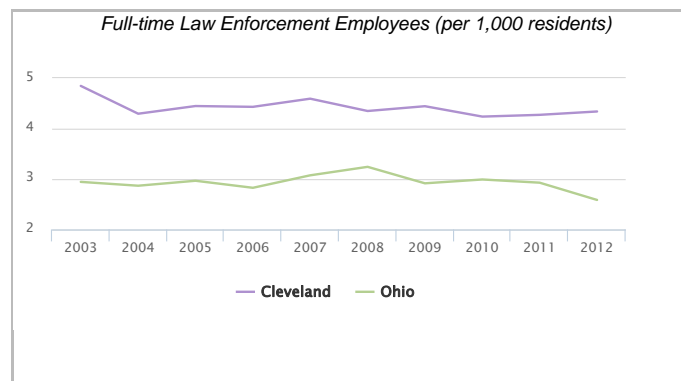
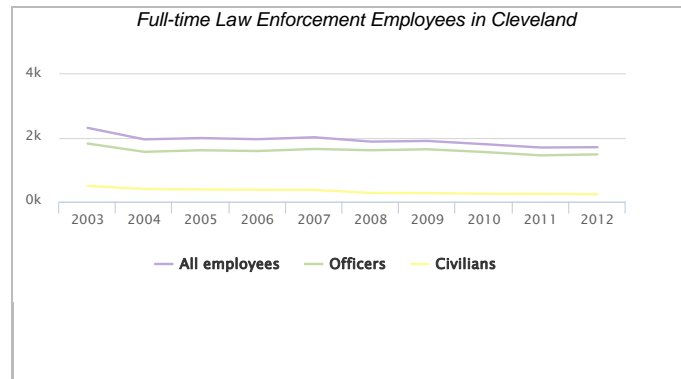
Officers per 1,000 residents here:  3.43

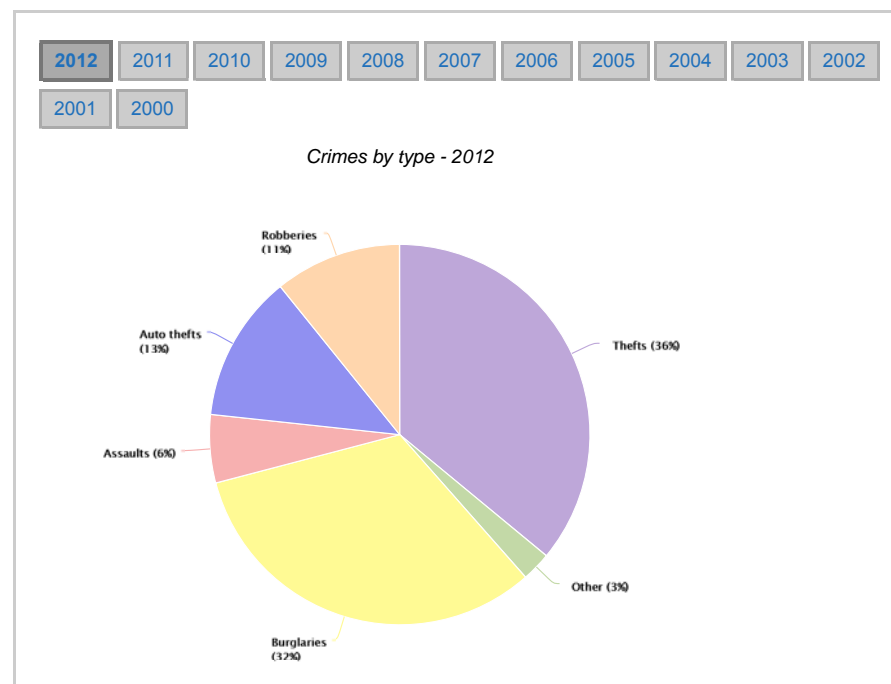
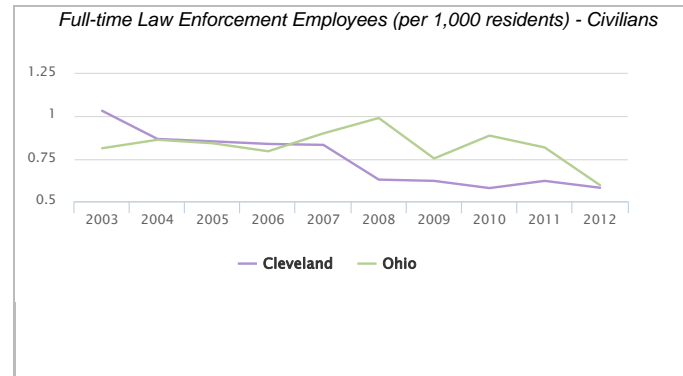
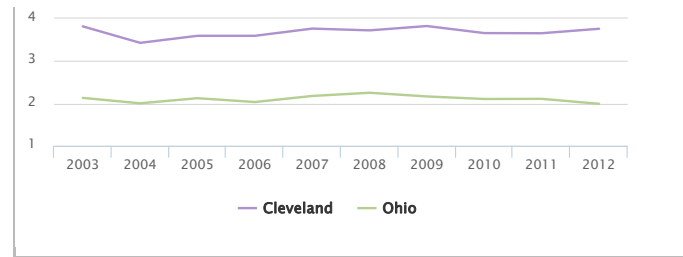
Ohio average:  2.00

Full-time law enforcement employees in 2003, including police officers: 2,319 (1,825 officers).

Officers per 1,000 residents here:  3.81

Ohio average:  2.13





Zip codes: [44101](#), [44103](#), [44104](#), [44105](#), [44106](#), [44107](#), [44111](#), [44112](#), [44113](#), [44114](#), [44115](#), [44117](#), [44119](#), [44120](#), [44121](#), [44125](#), [44127](#), [44134](#).

Discuss Cleveland, Ohio (OH) on our hugely popular [Ohio forum](#).

Back to: [Cleveland, OH](#), [Ohio](#), [Ohio smaller cities](#), [Ohio small towns](#), [All cities](#).

[Back to the top](#)

City-data.com does not guarantee the accuracy or timeliness of any information on this site. Use at your own risk.
Some parts © 2015 Advameg, Inc.