

## Commodities

### Oil slips to 5-month low

May 17 4:22pm: Oil traders continue to look to Europe's debt woes for cues. [More](#)

[More Energy Fix stories »](#)



### Last 5 Quotes

[My Watch List](#)

Company	Last Price	% Change
<b>GOOG</b> Google Inc	507.97 Close	+0.09% Today
<b>AAPL</b> Apple Inc	254.22 Close	+0.16% Today
<b>GE</b> General Electric Co	17.56 Close	-0.45% Today
<b>F</b> Ford Motor Co	11.95 Close	-1.32% Today
<b>C</b> Citigroup Inc	3.86 Close	-3.02% Today

[Watch List: Track My Stocks](#)

### Energy

	Price	Today	Exchange & last update	52-week price range
<b>Oil (Light Crude)</b> June 2010 contract	70.08 \$/ barrel	-1.53 -2.14%	New York Mercantile 12:07pm, 05/17/2010	TODAY 58.10 87.00
<b>Heating Oil</b> June 2010 contract	1.99 \$/ gallon	-0.0754 -3.66%	New York Mercantile 1:57pm, 05/17/2010	TODAY 1.4 18.675
<b>Natural Gas</b> June 2010 contract	4.40 \$/ million BTUs	+0.086 +1.99%	New York Mercantile 3:06pm, 05/17/2010	TODAY 2.56 6.00
<b>Unleaded Gas</b> June 2010 contract	2.04 \$/ gallon	-0.0877 -4.12%	New York Mercantile 12:55pm, 05/17/2010	TODAY 1.63 2.41

### Metals

	Price	Today	Exchange & last update	52-week price range
<b>Gold</b> May 2010 contract	1,227.70 \$/ troy ounce	+0.30 +0.02%	New York Mercantile 1:44pm, 05/17/2010	TODAY 932.50 236
<b>Silver</b> May 2010 contract	18.84 \$/ troy ounce	-0.367 -1.91%	New York Mercantile 1:36pm, 05/17/2010	TODAY 13.36 19.31
<b>Platinum</b> May 2010 contract	1,661.20 \$/ troy ounce	-52.20 -3.05%	New York Mercantile 1:28pm, 05/17/2010	TODAY 1,512 1,755
<b>Copper</b> May 2010 contract	2.92 \$/ pound	-0.20 -6.40%	New York Mercantile 1:13pm, 05/17/2010	TODAY 2.04 3.53





### Agriculture

	Price	Today	Exchange & last update	52-week price range
<b>Corn</b> July 2010 contract	356.00 ¢ / bushel	-7.00 -1.93%	Chicago Board of Trade 2:40pm, 05/17/2010	TODAY 300.00 450.00
<b>Soybeans</b> July 2010 contract	941.00 ¢ / bushel	-12.50 -1.31%	Chicago Board of Trade 2:40pm, 05/17/2010	TODAY 879.00 1,291
<b>Wheat</b> July 2010 contract	469.00 ¢ / bushel	-2.50 -0.53%	Chicago Board of Trade 2:40pm, 05/17/2010	TODAY 432.00 676.00





### Meat & Livestock

Price	Today	Exchange & last update	52-week price range
-------	-------	------------------------	---------------------

**Meat & Livestock**

	Price	Today	Exchange & last update	52-week price range
<b>Lean Hogs</b> June 2010 contract	81.50 ¢ / pound	<b>-2.05</b> <b>-2.45%</b>	Chicago Mercantile 2:12pm, 05/17/2010	43.58  90.15
<b>Pork Bellies</b> May 2010 contract	102.25 ¢ / pound	<b>-1.00</b> <b>-0.97%</b>	Chicago Mercantile 2:12pm, 05/17/2010	38.50  05.00
<b>Live Cattle</b> June 2010 contract	92.50 ¢ / pound	<b>-0.75</b> <b>-0.80%</b>	Chicago Mercantile 2:12pm, 05/17/2010	78.70  100.20
<b>Feeder Cattle</b> May 2010 contract	109.65 ¢ / pound	<b>-0.575</b> <b>-0.52%</b>	Chicago Mercantile 2:12pm, 05/17/2010	90.25  114.80

**Consumer**

	Price	Today	Exchange & last update	52-week price range
<b>Cocoa</b> July 2010 contract	2,814.00 \$/ metric ton	<b>+2.00</b> <b>+0.07%</b>	New York Mercantile 3:26pm, 05/17/2010	2,752  3,246
<b>Coffee</b> July 2010 contract	132.55 ¢ / pound	<b>-1.75</b> <b>-1.30%</b>	New York Mercantile 3:26pm, 05/17/2010	128.05  139.20
<b>Cotton</b> July 2010 contract	81.20 ¢ / pound	<b>+0.48</b> <b>+0.59%</b>	New York Mercantile 3:26pm, 05/17/2010	78.36  82.18
<b>Sugar #11</b> July 2010 contract	13.89 ¢ / pound	<b>-0.24</b> <b>-1.70%</b>	New York Mercantile 3:26pm, 05/17/2010	13.51  20.18

© 2010 Cable News Network. A Time Warner Company. All Rights Reserved. Terms under which this service is provided to you. Privacy Policy. Advertising Practices.

[Home](#) [Portfolio](#) [Calculators](#) [Contact Us](#)  
[Newsletters](#) [Podcasts](#) [RSS](#) [Mobile](#) [Widgets](#) [Site Map](#)  
[User Preferences](#) [Advertise with Us](#)  
[Magazine](#) [Customer Service](#) [Download Fortune Lists](#)  
[Reprints](#) [Career Opportunities](#) [Special Sections](#)  
[Conferences](#) [Business Leader Council](#)

Market indexes are shown in real time, except for the DJIA, which is delayed by two minutes. All times are ET.  
Disclaimer LIBOR Warning: Neither BBA Enterprises Limited, nor the BBA LIBOR Contributor Banks, nor Reuters, can be held liable for any irregularity or inaccuracy of BBA LIBOR. Disclaimer. Morningstar: © 2010 Morningstar, Inc. All Rights Reserved. Disclaimer The Dow Jones IndexesSM are proprietary to and distributed by Dow Jones & Company, Inc. and have been licensed for use. All content of the Dow Jones IndexesSM © 2010 is proprietary to Dow Jones & Company, Inc Chicago Mercantile Association. The market data is the property of Chicago Mercantile Exchange Inc. and its licensors. All rights reserved. FactSet Research Systems Inc. 2010. All rights reserved.