

## Election results, 2014

---

The **2014 general election** resulted in sweeping gains for Republicans at the federal and state levels, up and down the ballot. Republicans took control of the U.S. Senate while broadening their existing majority in the U.S. House. There will be more Republican governors than at any point in the past 20 years while 11 legislative chambers flipped for Republicans. Republicans now have more than three times as many trifectas as Democrats. Statewide and local ballot measure results were mixed, with both liberal and conservative sides experiencing successes and failures on a variety of issues.

For a complete directory of the comprehensive coverage that Ballotpedia and Judgepedia offer, visit this page.

### What were the big questions?

---

- Who ended up with majority control of the U.S. Senate?
- Did the Democratic Party reduce the Republican U.S. House majority?
- Who controls state governments?
- How many state legislative chambers changed hands?
- What happened to the governors elected in the 2010 Tea Party wave?
- What statewide ballot measures were approved?
- What happened to state supreme courts and the balance of power?

### Twitter feed updates

---

## 2014 Elections: What's At Stake?




### Table of Contents

United States Senate • United States House • Trifectas  
and state government control

- State legislatures • State executives • Ballot  
measures • State courts • School boards
- Municipal elections

[Links to all election results, 2014](#)

**Tweets**
Follow




**Ballotpedia** @ballotpedia

4h

In [#AZ2](#), Martha McCally now leads Ron Barber by just 341 votes. Several thousand ballots remain uncounted. [bit.ly/1xqliHW](http://bit.ly/1xqliHW)

Expand




**Ballotpedia** @ballotpedia

4h

Times are tough for congressional Democrats and the Chicago Bears. [#SNF](#)

Expand




**Ballotpedia** @ballotpedia

8 Nov

Berkeley passed a soda & sugar-sweetened drink tax on Tuesday. One cent per ounce. [bit.ly/1xjTGV9](http://bit.ly/1xjTGV9)

Expand




**Daily Kos Elections** @DKElections

7 Nov

[#PA08](#) GOP Rep. Mike Fitzpatrick says that he won't seek another term, making him the 2016 cycle's first retirement: [dkel.ec/1py7RoE](http://dkel.ec/1py7RoE)

Retweeted by Ballotpedia

Expand




**Washington Examiner**

8 Nov

@dcexaminer  
Rep. Scott Peters defeats Carl DeMaio in close House race [washex.am/1qvuDIx](http://washex.am/1qvuDIx)  
[pic.twitter.com/V1zo9NVtuW](http://pic.twitter.com/V1zo9NVtuW)

Retweeted by Ballotpedia



**Tweets**
Follow



**Fortune Magazine**

@FortuneMagazine 17h

Detroit's bankruptcy exit gains judge's approval [for.tn/1ErCori](http://for.tn/1ErCori)

Retweeted by Judgepedia

Show Summary



**Judgepedia** @Judgepedia

8 Nov

North Carolina judicial [#election](#) summary. Some races await certified results and possible recounts: [bit.ly/1xjhXL0](http://bit.ly/1xjhXL0)



**Judgepedia** @Judgepedia

7 Nov

[#Florida](#) judicial [#elections](#) review: 2 incumbent judges lost in the general election. [bit.ly/1ye6A5c](http://bit.ly/1ye6A5c)

Expand



**Judgepedia** @Judgepedia

7 Nov

[#Kentucky](#) judicial [#elections](#) review: 3 incumbent judges lost in the general election. [bit.ly/1xh9IUU](http://bit.ly/1xh9IUU)



**Judgepedia** @Judgepedia

7 Nov

[#Indiana](#) judicial [#elections](#) review: 9 incumbent judges were defeated. [bit.ly/1xh8Me2](http://bit.ly/1xh8Me2)



**Salt Lake Tribune**

@sltrib 6 Nov

A federal appeals court breaks ranks and upholds laws banning [#gaymarriage](#) in 4 states [sltrib.com/news/1794102-1...](http://sltrib.com/news/1794102-1...)  
[pic.twitter.com/BO9x0dyqP4](http://pic.twitter.com/BO9x0dyqP4)

Retweeted by Judgepedia



## United States Senate

See also: *U.S. Senate elections, 2014*

### Who ended up with majority control of the U.S. Senate?

Joni Ernst claimed the sixth seat needed to flip control. Republicans will control the United States Senate in the 114th United States Congress. All eyes were on which party will control the U.S. Senate in 2015. The Democratic-controlled Senate in the 113th Congress had a partisan breakdown of 53-45-2, with the two Independents caucusing with the Democrats. For Republicans to take the majority in the Senate, they needed to take at least six of the 36 seats up for election that are currently held by Democrats, and retain control of the 15 seats currently held by Republicans. The





























**2014 Elections:  
What's at Stake?**

**Table of Contents**

section updated the seat count for each party throughout the night and the vote totals in the hotly contested races.

U.S. Senate	
Dem.	44
Rep.	52
Ind.	2
<b>TOTAL</b>	<b>98</b>
<b>UNDECIDED</b>	<b>2</b>
<i>Results as of 6:41 am. CST</i>	

Return to top • Twitter Feed  
 United States Senate • United States House • Trifectas and state government control • State legislatures • State executives • Ballot measures • State courts • School boards • Municipal elections  
 Links to all election results, 2014

State	Before		After		
	Incumbent	Party	Winner	Winner Party	Seat Party Change?
Alaska Senate	Mark Begich				
Arkansas Senate	Mark Pryor		Tom Cotton		Yes
Colorado Senate	Mark Udall		Cory Gardner		Yes
Georgia Senate	Saxby Chambliss*		David Perdue		No
Iowa Senate	Tom Harkin*		Joni Ernst		Yes
Kansas Senate	Pat Roberts		Pat Roberts		No
Kentucky Senate	Mitch McConnell		Mitch McConnell		No
Louisiana Senate	Mary Landrieu		<i>Undecided: Runoff will take place on December 6, 2014</i>		
Montana Senate	John Walsh*		Steve Daines		Yes
New Hampshire Senate	Jeanne Shaheen		Jeanne Shaheen		No
North Carolina Senate	Kay Hagan		Thom Tillis		Yes
South Dakota Senate	Tim Johnson*		Mike Rounds		Yes
Virginia Senate	Mark Warner		Mark Warner		No
West Virginia Senate	Jay Rockefeller*		Shelley Moore Capito		Yes

\*\*\* indicates that the incumbent retired in 2014.

U.S. Senate, Alaska General Election, 2014				[hide]
Party	Candidate	Vote %	Votes	
Republican	Dan Sullivan	49%	110,203	
Democratic	Mark Begich <i>Incumbent</i>	45.3%	102,054	
Libertarian	Mark Fish	3.7%	8,358	
Independent	Ted Gianoutsos	2%	4,491	
<b>Total Votes</b>			<b>225,106</b>	
<i>Source: Politico (100% reporting) (<a href="http://www.politico.com/2014-election/results/map/senate/#.VFnrARZ3O9E">http://www.politico.com/2014-election/results/map/senate/#.VFnrARZ3O9E</a>) Vote totals above are unofficial and will be updated once official totals are made available.</i>				

<b>U.S. Senate, Arkansas General Election, 2014</b>				[hide]
Party	Candidate		Vote %	Votes
Republican	✔ <b>Tom Cotton</b> <i>Incumbent</i>		56.5%	476,309
Democratic	Mark Pryor		39.5%	332,669
Libertarian	Nathan LaFrance		2%	17,103
Green	Mark Swaney		2%	16,717
<b>Total Votes</b>				<b>842,798</b>
<p><i>Source:</i> Arkansas Secretary of State (100% reporting) (<a href="http://results.enr.clarityelections.com/AR/53237/147927/Web01/en/summary.html">http://results.enr.clarityelections.com/AR/53237/147927/Web01/en/summary.html</a>) Vote totals above are unofficial and will be updated once official totals are made available.</p>				

<b>U.S. Senate, Colorado General Election, 2014</b>				[hide]
Party	Candidate		Vote %	Votes
Republican	✔ <b>Cory Gardner</b>		49.4%	925,788
Democratic	Mark Udall <i>Incumbent</i>		45.2%	847,944
Libertarian	Gaylon Kent		2.5%	47,292
Independent	Steve Shogan		1.4%	26,780
Independent	Raul Acosta		1.2%	21,796
Unity Party of Colorado	Bill Hammons		0.3%	5,738
<b>Total Votes</b>				<b>1,875,338</b>
<p><i>Source:</i> Colorado Secretary of State (94% reporting) (<a href="http://results.enr.clarityelections.com/CO/53335/147918/Web01/en/summary.html">http://results.enr.clarityelections.com/CO/53335/147918/Web01/en/summary.html</a>) Vote totals above are unofficial and will be updated once official totals are made available.</p>				

<b>U.S. Senate, Georgia General Election, 2014</b>				[hide]
Party	Candidate		Vote %	Votes
Democratic	Michelle Nunn		45.15%	1,155,977
Republican	✔ <b>David Perdue</b>		52.94%	1,355,606
Libertarian	Amanda Swafford		1.91%	48,916
<b>Total Votes</b>				<b>2,560,499</b>
<p><i>Source:</i> Georgia Secretary of State (<a href="https://gvr.sos.state.ga.us/GAElection/CandidateDetails">https://gvr.sos.state.ga.us/GAElection/CandidateDetails</a>) Vote totals above are unofficial and will be updated once official totals are made available.</p>				

U.S. Senate, Kansas General Election, 2014				[hide]
Party	Candidate		Vote %	Votes
Republican	✓ <b>Pat Roberts</b> <i>Incumbent</i>		53%	449,054
Independent	Greg Orman		43%	358,460
Libertarian	Randall Batson		4%	35,926
<b>Total Votes</b>				<b>843,440</b>

*Source: Kentucky Secretary of State* ([http://www.kssos.org/ent/kssos\\_ent.html](http://www.kssos.org/ent/kssos_ent.html)) Vote totals above are unofficial and will be updated once official totals are made available.

U.S. Senate, Kentucky General Election, 2014				[hide]
Party	Candidate		Vote %	Votes
Republican	✓ <b>Mitch McConnell</b> <i>Incumbent</i>		56.19%	806,679
Democratic	Alison Lundergan Grimes		40.73%	584,622
Libertarian	David Patterson		3.08%	44,230
<b>Total Votes</b>				<b>1,435,531</b>

*Source: Kentucky Secretary of State* (<http://results.enr.clarityelections.com/KY/53704/147643/en/summary.html>) Vote totals above are unofficial and will be updated once official totals are made available.

U.S. Senate, Louisiana General Election, 2014				[hide]
Party	Candidate		Vote %	Votes
Democratic	✓ <b>Mary Landrieu</b> <i>Incumbent</i>		42.1%	618,840
Democratic	Wayne Ables		0.8%	11,318
Democratic	Vallian Senegal		0.3%	3,831
Democratic	William Waymire Jr.		0.3%	4,669
Republican	✓ <b>Bill Cassidy</b>		41%	602,439
Republican	Rob Maness		13.8%	202,413
Republican	Thomas Clements		1%	14,158
Libertarian	Brannon Lee McMorris		0.9%	13,024
<b>Total Votes</b>				<b>1,470,692</b>

*Source: Mary Landrieu and Bill Cassidy are headed to a runoff election on December 6, 2014. Politico* (<http://www.politico.com/2014-election/results/map/senate/>) Vote totals above are unofficial and will be updated once official totals are made available.

U.S. Senate, Montana General Election, 2014				[hide]
Party	Candidate	Vote %	Votes	
Republican	✔ <b>Steve Daines</b>	57.9%	210,896	
Democratic	Amanda Curtis	40%	145,610	
Libertarian	Roger Roots	2.1%	7,705	
<b>Total Votes</b>			<b>364,211</b>	
<p><i>Source: Secretary of State 100% reporting (<a href="http://electionresults.sos.mt.gov/resultsSW.aspx?type=FED&amp;map=CTY">http://electionresults.sos.mt.gov/resultsSW.aspx?type=FED&amp;map=CTY</a>)</i> Vote totals above are unofficial and will be updated once official totals are made available.</p>				

U.S. Senate, New Hampshire General Election, 2014				[hide]
Party	Candidate	Vote %	Votes	
Democratic	✔ <b>Jeanne Shaheen</b> <i>Incumbent</i>	51.6%	250,722	
Republican	Scott Brown	48.4%	234,846	
<b>Total Votes</b>			<b>485,568</b>	
<p><i>Source: 100% reporting, Politico - New Hampshire Senate Election Results (<a href="http://www.politico.com/2014-election/results/map/senate/new-hampshire/#.VFp-ffTF-Pc">http://www.politico.com/2014-election/results/map/senate/new-hampshire/#.VFp-ffTF-Pc</a>)</i> Vote totals above are unofficial and will be updated once official totals are made available.</p>				

U.S. Senate, South Dakota General Election, 2014				[hide]
Party	Candidate	Vote %	Votes	
Republican	✔ <b>Mike Rounds</b>	53%	43,704	
Democratic	Rick Weiland	29.1%	23,983	
Independent	Larry Pressler	17.8%	14,705	
Independent	Gordon Howie	0%	0	
<b>Total Votes</b>			<b>82,392</b>	
<p><i>Source: CNN (<a href="http://www.cnn.com/election/2014/results/race/senate">http://www.cnn.com/election/2014/results/race/senate</a>)</i> Vote totals above are unofficial and will be updated once official totals are made available.</p>				

U.S. Senate, Virginia General Election, 2014				[hide]
Party	Candidate	Vote %	Votes	
Democratic	Mark Warner <i>Incumbent</i>	48.4%	1,054,509	
Republican	Ed Gillespie	49.1%	1,071,049	
Libertarian	Robert Sarvis	2.4%	52,984	
N/A	write-in	0.1%	1,807	

<b>Total Votes</b>	<b>2,180,349</b>
<i>Source:</i> Virginia Department of Elections ( <a href="http://cms.sbe.virginia.gov/public/?p=election_summary&amp;id=1&amp;loc=true">http://cms.sbe.virginia.gov/public/?p=election_summary&amp;id=1&amp;loc=true</a> ) Vote totals above are unofficial and will be updated once official totals are made available.	

U.S. Senate, West Virginia General Election, 2014				[hide]
Party	Candidate	Vote %	Votes	
Republican	✔ <b>Shelley Moore Capito</b>	62.1%	276,974	
Democratic	Natalie Tennant	34.5%	153,575	
Libertarian	John Buckley	1.6%	7,254	
Constitution	Phil Hudok	0.6%	2,511	
Mountain	Bob Henry Baber	1.2%	5,382	
<b>Total Votes</b>			<b>445,696</b>	
<i>Source:</i> West Virginia Secretary of State ( <a href="http://apps.sos.wv.gov/elections/results/results.aspx?year=2014&amp;eid=21&amp;county=Statewide">http://apps.sos.wv.gov/elections/results/results.aspx?year=2014&amp;eid=21&amp;county=Statewide</a> ) Vote totals above are unofficial and will be updated once official totals are made available.				

## United States House

### Did the Democratic Party reduce the Republican U.S. House majority?

*See also: United States House of Representatives elections, 2014 and U.S. House battleground districts, 2014*

All 435 U.S. House of Representatives seats were up for election. Republicans went into the election with a 233-199 majority (with three vacancies). Democrats failed to pick up 19 seats to flip control. On this page, Ballotpedia tracked the districts identified as battleground districts. Below the battleground chart, we also tracked unexpectedly close races that developed throughout election night.

*Note: The tables below were updated in real-time on election night. As races were called, we updated the partisan count totals.*

U.S. House	
<b>Dem.</b>	<b>184</b>
<b>Rep.</b>	<b>244</b>
<b>Ind.</b>	<b>0</b>
<b>TOTAL</b>	<b>428</b>
<b>UNDECIDED</b>	<b>7</b>
<i>Results as of 6:41 am. CST</i>	




















































### 2014 Elections: What's at Stake?

#### Table of Contents

Return to top • Twitter Feed  
 United States Senate • United States House • Trifectas and state government control • State legislatures • State executives • Ballot measures • State courts • School boards • Municipal elections

Links to all election results, 2014



















State	Before		After		
	Incumbent	Party	Winner	Winner Party	District Party Change?
Arizona's 1st District	Ann Kirkpatrick		Ann Kirkpatrick		No
Arizona's 2nd District	Ron Barber				
Arizona's 9th District	Kyrsten Sinema		Kyrsten Sinema		No
California's 7th District	Ami Bera				
California's 21st District	David Valadao		David Valadao		No
California's 36th District	Raul Ruiz		Raul Ruiz		No
California's 52nd District	Scott Peters				
Colorado's 6th District	Mike Coffman		Mike Coffman		No
Florida's 18th District	Patrick Murphy		Patrick Murphy		No
Florida's 26th District	Joe Garcia		Carlos Curbelo		<b>Yes</b>
Illinois' 12th District	William Enyart		Mike Bost		<b>Yes</b>
Illinois' 13th District	Rodney Davis		Rodney Davis		No
Michigan's 1st District	Dan Benishek		Dan Benishek		No
Minnesota's 8th District	Rick Nolan		Rick Nolan		No
Nevada's 3rd District	Joe Heck		Joe Heck		No
New Hampshire's 1st District	Carol Shea-Porter		Frank Guinta		<b>Yes</b>
New Jersey's 2nd District	Frank LoBiondo		Frank LoBiondo		No
New Jersey's 3rd District	Jon Runyan*		Tom MacArthur		No
New York's 1st District	Tim Bishop		Lee Zeldin		<b>Yes</b>
New York's 11th District	Michael Grimm		Michael Grimm		No
New York's 18th District	Sean Maloney		Sean Maloney		No
New York's 21st District	Bill Owens*		Elise Stefanik		<b>Yes</b>
New York's 23rd District	Tom Reed		Tom Reed		No
Texas' 23rd District	Pete Gallego		Will Hurd		<b>Yes</b>
Virginia's 2nd District	Scott Rigell		Scott Rigell		No
West Virginia's 3rd District	Nick Rahall		Evan Jenkins		<b>Yes</b>

"\*" indicates that the incumbent is retiring in 2014.

## Upsets







Non-battleground district upsets and partisan changes included:



District	Before		After	
	Incumbent	Party	Winner	Winner Party
California's 31st District	Gary Miller (Retired)		Pete Aguilar	
Florida's 2nd District	Steve Southerland		Gwen Graham	
Georgia's 12th District	John Barrow		Rick Allen	
Illinois' 10th District	Brad Schneider		Robert J. Dold	
Iowa's 1st District	Bruce Braley (Ran for Senate)		Rod Blum	
Maine's 2nd District	Mike Michaud (Ran for governor)		Bruce Poliquin	
Nebraska's 2nd District	Lee Terry		Brad Ashford	
Nevada's 4th District	Steven Horsford		Crescent Hardy	
New York's 24th District	Dan Maffei		John Katko	

## Expected seat changes

These are districts where a change in party was expected due to a very vulnerable incumbent. These races were not rated as battlegrounds because they were likely to flip control.

District	Before		After	
	Incumbent	Party	Winner	Winner Party
North Carolina's 7th District	Mike McIntyre (Retiring)		David Rouzer	
Utah's 4th District	Jim Matheson (Retiring)		Mia Love	
West Virginia's 3rd District	Nick Rahall		Evan Jenkins	

## Incumbents who lost

Partisanship of the losing incumbents:

-  3
-  10

District	Before		After	
	Incumbent	Party	Winner	Winner Party
Florida's 2nd District	Steve Southerland	●	Gwen Graham	●
Florida's 26th District	Joe Garcia	●	Carlos Curbelo	●
Georgia's 12th District	John Barrow	●	Rick Allen	●
Illinois' 10th District	Brad Schneider	●	Robert Dold	●
Illinois' 12th District	Bill Enyart	●	Mike Bost	●
Louisiana's 5th District	Vance McAllister	●	TBD in December runoff	
Nebraska's 2nd District	Lee Terry	●	Brad Ashford	●
Nevada's 4th District	Steven Horsford	●	Crescent Hardy	●
New Hampshire's 1st District	Carol Shea-Porter	●	Frank Guinta	●
New York's 1st District	Tim Bishop	●	Lee Zeldin	●
Texas' 23rd District	Pete Gallego	●	Will Hurd	●
New York's 24th District	Dan Maffei	●	John Katko	●
West Virginia's 3rd District	Nick Rahall	●	Evan Jenkins	●

## Trifectas and state government control

See also: *Gubernatorial and legislative party control of state government*

A trifecta is when one political party holds the governorship, a majority in the state senate and a majority in the state house. If a state doesn't have a trifecta, that means it has divided government.

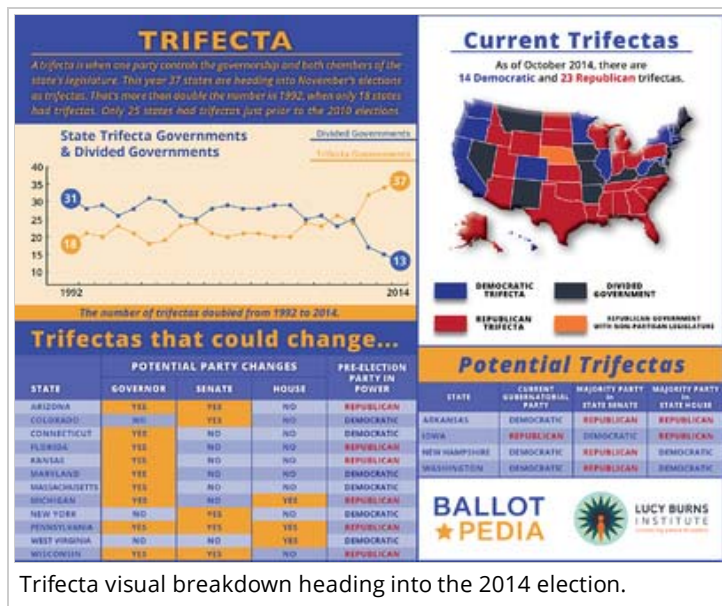
State government trifectas are important because one-party control can lead to significant changes in public policy. Because of increasing levels of political polarization, trifectas are at an all-time high. Following this election, more than 80 percent of the country's state governments could have become trifectas. However, voters went in the other direction, electing more divided governments across the states, predominantly from previous Democratic trifectas losing single party control.

The following sections detail how the 2014 elections have changed the landscape of trifectas across the United States.

### Who controls state governments?

Pre-election: Heading into election night, there were 36 trifectas.

- 23 ● Republican
- 13 ● Democratic<sup>[1]</sup>



Trifecta visual breakdown heading into the 2014 election.

Trifectas before and after November 2014			
	Before	After	Net change
Dem.	13	7	-6
Rep.	23	23	0
Divided	14	19	+5
PENDING	N/A	1	
TOTAL	50	50	
<i>Results as of 6:41 am. CST. The one remaining state is Alaska which was previously a GOP trifecta.</i>			

As of 5:57 pm EST, Republicans have more than three times as many trifectas as Democrats, with one state still pending. Seven trifectas were lost, becoming divided governments. Six of those were Democratic trifectas and one was Republican (Pennsylvania).

### Possible new trifectas

- ✓ Arkansas: For Arkansas to become a trifecta, both legislative chambers needed to stay Republican and the governor's office needed to **swing Republican**.
  - **Verdict: *New Republican trifecta*. Republican candidate Asa Hutchinson defeated Democratic candidate Mike Ross.**
- ✓ Nevada: For Nevada to become a trifecta, both legislative chambers needed to **swing Republican** and the governor's office needed to stay Republican.
  - **Verdict: *New Republican trifecta*. Nevada State Assembly swings Republican.**
- ✗ Iowa: For Iowa to become a trifecta, the Iowa House of Representatives and the governor's office had to stay Republican and the Iowa State Senate had to **swing Republican**. The Democrats held a 26-24 majority in the state Senate with 25 seats up for election in 2014.
  - **Verdict: *No trifecta*. The Democratic Party retained its State Senate majority.**
- ✗ New Hampshire: New Hampshire was considered a possible trifecta for both parties, as the voters of New Hampshire have a tendency to demonstrate fairly unpredictable voting patterns from election to election.
  - For New Hampshire to become a **Democratic trifecta**, the New Hampshire House of Representatives and the governor's office had to stay Democratic and the New Hampshire State Senate had to **swing Democratic**. The Republicans held a 12-11 majority in the state Senate with one vacancy and all 24 seats up for election in 2014.
  - For a **Republican trifecta**, the Republicans needed to flip the governorship and state house control while retaining the state Senate.
  - **Verdict: *No trifecta*. Maggie Hassan won the governorship while the Republican Party retained the State Senate.**
- ✗ Washington: For Washington to become a trifecta, the Washington House of Representatives and governor's office had to stay Democratic and the Washington State Senate had to **swing Democratic**. There was no gubernatorial election in 2014, so trifecta status depended on the outcome of state Senate elections. Democrats officially held a 25-24 majority heading into the election; however, two Democratic members gave Republicans effective control over the Senate by joining the Majority Coalition Caucus following the 2012 election.
  - **Verdict: *No trifecta*. The Republicans are in partisan control of the Washington State Senate.**

### Possible trifecta losses

Ballotpedia identified 13<sup>[2]</sup> trifecta states that could have become divided governments.

- 6 Republican trifectas
- 7 Democratic trifectas<sup>[2]</sup>

In those 13 battleground trifecta states, the breakdown is now:

- ● 5 Republican trifectas
- ● 1 Democratic trifecta
- ● 7 divided governments

In the table below, a "Yes" indicates that party control was considered up for grabs while a "No" indicates races that were not deemed likely to change hands.

State	Positions that could change hands			Pre-election party in power	Post-election party in power
	Governor	Senate	House		
Arizona	Yes	Yes	No	Republican	Republican
Colorado	No	Yes	No	Democratic	Divided government
Connecticut	Yes	No	No	Democratic	Democratic
Florida	Yes	No	No	Republican	Republican
Illinois	Yes	No	No	Democratic	Divided government
Kansas	Yes	No	No	Republican	Republican
Maryland	Yes	No	No	Democratic	Divided government
Massachusetts	Yes	No	No	Democratic	Divided government
Michigan	Yes	No	Yes	Republican	Republican
Minnesota	No	No	Yes	Democratic	Divided government
Pennsylvania	Yes	Yes	Yes	Republican	Divided government
West Virginia	No	No	Yes	Democratic	Divided government
Wisconsin	Yes	Yes	No	Republican	Republican

*Last updated: 6:41 am November 7, 2014.*

## State legislatures

### How many state legislative chambers changed hands?

*See also: State legislative elections, 2014 and State legislative battleground chambers, 2014*

Heading into the 2014 elections, Republicans held a majority of state legislative chambers. Fifty-nine chambers, counting the New York State Senate and Washington State Senate, were under Republican control. (Although the New York State Senate and Washington State Senate technically had Democratic majorities, in both states a coalition arrangement between several break-away Democrats and the minority Republicans gave the Republicans effective control of those chambers.) Democrats held effective controlling majorities in 39 chambers: 18 state senates and 21 state houses. Although technically nonpartisan, the Nebraska State Senate was controlled by a Republican majority.<sup>[3]</sup>

The following table details partisan balance in all 99 chambers.











### 2014 Elections: What's at Stake?

#### Table of Contents

Return to top • Twitter Feed  
 United States Senate • United States House • Trifectas and state government control • State legislatures • State executives • Ballot measures • State courts • School boards • Municipal elections

Links to all election results, 2014

Partisan Balance of All 99 Chambers Before and After 2014 Elections								
	Pre-election				Post-election			
Legislative Chamber								
State senates	18	31*	0	1	15	34 <sup>[4]</sup>	0	1
State houses	21	28	0	0	16	33	0	0
<b>Total:</b>	39	59*	0	1	31	67	0	1












**\*Note:** Although Democrats had numerical majorities in both the New York State Senate and Washington State Senate, coalitions gave Republicans control of those chambers.

- We covered 6,057 races in 46 states that held state legislative elections; for comprehensive coverage of all of those elections visit this page.
- We identified 20 battleground chambers. Within those chambers, there were a handful of races that ultimately determined partisan control.
- Specific districts were chosen based on local news reports as well as data on margin of victory in 2012 elections.

Legislatures	
<b>Dem.</b>	<b>31</b>
<b>Rep.</b>	<b>67</b>
<b>Ind/Tied</b>	<b>1</b>
<b>TOTAL</b>	<b>99</b>
<b>UNDECIDED</b>	<b>0</b>
<i>Results as of 6:41 am. CST</i>	

## Chambers that flipped

A total of 11 chambers flipped to Republican control that had been held by the Democratic Party going into the election, putting Republicans in control of 67 chambers starting in January 2015. The following chambers flipped:

-  Colorado State Senate
-  Maine State Senate
-  Minnesota State House
-  Nevada State Senate
-  Nevada State Assembly
-  New Hampshire State House
-  New Mexico State House
-  New York State Senate
-  Washington State Senate
-  West Virginia State House
-  West Virginia State Senate<sup>[5]</sup>

## Battleground chambers

The 20 chambers in 17 states that made Ballotpedia's list were:

- Arizona (S)
- Arkansas (H)
- Colorado (S)
- Iowa (S) (H)
- New Hampshire (S) (H)
- New Mexico (H)
- New York (S)
- Oregon (S)

- Kentucky (H)
- Maine (S)
- Michigan (H)
- Minnesota (H)
- Nevada (S)
- Pennsylvania (S) (H)
- Washington (S)
- West Virginia (H)
- Wisconsin (S)

**For more details and specifics with race-by-race tracking in state legislatures, visit this page, or click on one of the states below to navigate to that section.**

## State executives

Ballotpedia covered elections for **225 state executive seats** in **43 states**. The following charts tracked results for hotly contested races for governor, lieutenant governor, attorney general and secretary of state. There are also sections devoted to specialized tracking based on major political trends, including the 2010 wave election and Obamacare. Our analysis starts by looking at the partisan composition of these four offices.

Governors	
<b>Dem.</b>	<b>17</b>
<b>Rep.</b>	<b>31</b>
<b>Ind.</b>	<b>0</b>
<b>TOTAL</b>	<b>48</b>
<b>UNDECIDED</b>	<b>2</b>
<i>Results as of 6:41 am. CST</i>	

Partisan Breakdown: Governors			
Party		As of November 4, 2014	After the 2014 Election
	Democratic Party	<b>21</b>	<b>17</b>
	Republican Party	<b>29</b>	<b>31</b>
	<b>Undecided</b>	<b>0</b>	<b>2</b>
<b>Total</b>		<b>50</b>	<b>50</b>

Partisan Breakdown: Lieutenant Governors			
Party		As of November 4, 2014	After the 2014 Election
	Democratic Party	<b>15</b>	<b>12</b>
	Republican Party	<b>27</b>	<b>29</b>
	<b>Undecided</b>	<b>0</b>	<b>1</b>
<b>Total</b>		<b>42</b>	<b>42</b>



### 2014 Elections: What's at Stake?

#### Table of Contents

Return to top • Twitter Feed  
 United States Senate • United States House • Trifectas and state government control • State legislatures • State executives • Ballot measures • State courts • School boards • Municipal elections


Links to all election results, 2014

<b>Partisan Breakdown: Attorneys General</b>		
<b>Party</b>	<b>As of November 4, 2014</b>	<b>After the 2014 Election</b>
Democratic Party	<b>26</b>	<b>24</b>
Republican Party	<b>24</b>	<b>26</b>
<b>Total</b>	<b>50</b>	<b>50</b>














<b>Partisan Breakdown: Secretaries of State</b>		
<b>Party</b>	<b>As of November 2014</b>	<b>After the 2014 Election</b>
Democratic Party	<b>20</b>	<b>19</b>
Republican Party	<b>26</b>	<b>27</b>
Nonpartisan	<b>1</b>	<b>1</b>
<b>Total</b>	<b>47</b>	<b>47</b>

## Priority races

The following races were identified by Ballotpedia staff as the most competitive and interesting state executive elections in 2014.

























State	Before		After		
	Incumbent	Party	Winner	Winner Party	Office Party Change?
Alaska gubernatorial/lit. gubernatorial	Sean Parnell/Mead Treadwell	 Republican	<i>Pending</i>	<i>Pending</i>	<i>Pending</i>
Arizona Attorney General	Tom Horne	 Republican	Mark Brnovich	 Republican	<i>No</i>
Arizona gubernatorial	Jan Brewer	 Republican	Doug Ducey	 Republican	<i>No</i>
Arkansas Attorney General	Dustin McDaniel	 Democratic	Leslie Rutledge	 Republican	<b>Yes</b>
Arkansas gubernatorial	Mike Beebe	 Democratic	Asa Hutchinson	 Republican	<b>Yes</b>
Colorado Attorney General	John W. Suthers	 Republican	Cynthia Coffman	 Republican	<i>No</i>
Colorado gubernatorial/lit. gubernatorial	John Hickenlooper/Joseph Garcia	 Democratic	John Hickenlooper/Joseph Garcia	 Democratic	<i>No</i>
Florida gubernatorial/lit. gubernatorial	Rick Scott/Carlos Lopez-Cantera	 Republican	Rick Scott/Carlos Lopez-Cantera	 Republican	<i>No</i>
Georgia gubernatorial	Nathan Deal	 Republican	Nathan Deal	 Republican	<i>No</i>
Illinois gubernatorial/lit. gubernatorial	Pat Quinn/Sheila Simon	 Democratic	Bruce Rauner/Evelyn Sanguinetti	 Republican	<b>Yes</b>
Kansas gubernatorial/lit. gubernatorial	Sam Brownback/Jeff Colyer	 Republican	Sam Brownback/Jeff Colyer	 Republican	<i>No</i>
Kansas Secretary of State	Kris Kobach	 Republican	Kris Kobach	 Republican	<i>No</i>
Maine gubernatorial	Paul LePage	 Republican	Paul LePage	 Republican	<i>No</i>
Massachusetts gubernatorial/lit. gubernatorial	Deval Patrick/ <i>Vacant</i>	 Democratic	Charles D. Baker/Karyn Polito	 Republican	<b>Yes</b>
Michigan attorney general	Bill Schuette	 Republican	Bill Schuette	 Republican	<i>No</i>
Michigan gubernatorial/lit. gubernatorial	Rick Snyder/Brian Calley	 Republican	Rick Snyder/Brian Calley	 Republican	<i>No</i>
Nebraska gubernatorial/lit. gubernatorial	Dave Heineman/John Nelson	 Republican	Pete Ricketts/Mike Foley	 Republican	<i>No</i>



State	Before		After		
	Incumbent	Party	Winner	Winner Party	Office Party Change?
gubernatorial					
Nevada lt. gubernatorial	Brian Krolicki	 Republican	Mark Hutchison	 Republican	<i>No</i>
Pennsylvania gubernatorial/lt. gubernatorial	Tom Corbett/Jim Cawley	 Republican	Tom Wolf/Mike Stack	 Democratic	<b>Yes</b>
South Carolina gubernatorial	Nikki Haley	 Republican	Nikki Haley	 Republican	<i>No</i>
South Carolina Secretary of State	Mark Hammond	 Republican	Mark Hammond	 Republican	<i>No</i>
Wisconsin Attorney General	J.B. Van Hollen	 Republican	Brad Schimel	 Republican	<i>No</i>
Wisconsin gubernatorial/lt. gubernatorial	Scott Walker/Rebecca Kleefisch	 Republican	Scott Walker/Rebecca Kleefisch	 Republican	<i>No</i>
Wisconsin Secretary of State	Doug La Follette	 Democratic	Doug La Follette	 Democratic	<i>No</i>

## What happened to the governors elected in the 2010 tea party wave?





































Twelve Republican challengers replaced Democratic governors during the 2010 midterm elections. All of these first-term governors were seeking re-election in 2014 with hopes of continuing the conservative wave that swept them into office four years earlier. The following table tracks the outcomes of these re-election bids.

Re-election outcomes: 2010 GOP governors					
State	Incumbent	Party	Winner	Party	Office party change?
Florida	Rick Scott	 Republican	Rick Scott	 Republican	<i>No</i>
Iowa	Terry E. Branstad	 Republican	Terry E. Branstad	 Republican	<i>No</i>
Kansas	Sam Brownback	 Republican	Sam Brownback	 Republican	<i>No</i>
Maine	Paul LePage	 Republican	Paul LePage	 Republican	<i>No</i>
Michigan	Rick Snyder	 Republican	Rick Snyder	 Republican	<i>No</i>
New Mexico	Susana Martinez	 Republican	Susana Martinez	 Republican	<i>No</i>
Ohio	John Kasich	 Republican	John Kasich	 Republican	<i>No</i>
Oklahoma	Mary Fallin	 Republican	Mary Fallin	 Republican	<i>No</i>
Pennsylvania	Tom Corbett	 Republican	Tom Wolf	 Democratic	<b>Yes</b>
Tennessee	Bill Haslam	 Republican	Bill Haslam	 Republican	<i>No</i>
Wisconsin	Scott Walker	 Republican	Scott Walker	 Republican	<i>No</i>
Wyoming	Matt Mead	 Republican	Matt Mead	 Republican	<i>No</i>

## States with Obamacare lawsuits

Attorneys general in 27 states filed lawsuits in 2010 and 2011 challenging the constitutionality of the Affordable Care Act, also known as Obamacare. Two-thirds (18) of those attorney general seats were up for election in 2014. The following table tracks partisan control over these attorney general offices before and after the 2014 election.<sup>[6]</sup>

*Note:* Catherine Cortez Masto (D) refused to file a lawsuit against the federal government in 2010, leading then-Gov. Jim Gibbons (R) to appoint attorney Mark Hutchison to sue the government on the state's behalf.<sup>[7]</sup>

States involved in Obamacare lawsuits					
State	Incumbent	Party	Winner	Party	Office party change?
Alabama	Luther Strange	 Republican	Luther Strange	 Republican	<i>No</i>
Arizona	Tom Horne	 Republican	Mark Brnovich	 Republican	<i>No</i>
Colorado	John W. Suthers	 Republican	Cynthia Coffman	 Republican	<i>No</i>
Florida	Pam Bondi	 Republican	Pam Bondi	 Republican	<i>No</i>
Georgia	Samuel S. Olens	 Republican	Samuel S. Olens	 Republican	<i>No</i>
Idaho	Lawrence Wasden	 Republican	Lawrence Wasden	 Republican	<i>No</i>
Kansas	Derek Schmidt	 Republican	Derek Schmidt	 Republican	<i>No</i>
Michigan	Bill Schuette	 Republican	Bill Schuette	 Republican	<i>No</i>
Nebraska	Jon Bruning	 Republican	Doug Peterson	 Republican	<i>No</i>
Nevada	Catherine Cortez Masto	 Democratic	Adam Paul Laxalt	 Republican	<b>Yes</b>
North Dakota	Wayne Stenehjem	 Republican	Wayne Stenehjem	 Republican	<i>No</i>
Ohio	Mike DeWine	 Republican	Mike DeWine	 Republican	<i>No</i>
Oklahoma	Scott Pruitt	 Republican	Scott Pruitt	 Republican	<i>No</i>
South Carolina	Alan Wilson	 Republican	Alan Wilson	 Republican	<i>No</i>
South Dakota	Marty J. Jackley	 Republican	Marty Jackley	 Republican	<i>No</i>
Texas	Greg Abbott	 Republican	Ken Paxton	 Republican	<i>No</i>
Utah	Sean Reyes	 Republican	Sean Reyes	 Republican	<i>No</i>
Wisconsin	J.B. Van Hollen	 Republican	Brad Schimel	 Republican	<i>No</i>

## Targeted secretary of state races

Competing political action committees (PACs) emerged in 2014 to exert influence in secretary of state elections across the country. **SOS for Democracy** and **SOS for SOS** worked to secure these offices for liberal and conservative interests, respectively. The following table tracks the election outcomes for six races targeted by both SOS for Democracy and SOS for SOS in 2014.<sup>[8][9]</sup>

<i>Targeted Secretaries of State</i>					
State	Incumbent	Party	Winner	Party	Office party change?
Arizona	Ken Bennett	Republican	Michele Reagan	Republican	No
Colorado	Scott Gessler	Republican	Wayne Williams	Republican	No
Iowa	Matt Schultz	Republican	Paul Pate	Republican	No
Michigan	Ruth Johnson	Republican	Ruth Johnson	Republican	No
New Mexico	Dianna Duran	Republican	Dianna Duran	Republican	No
Ohio	Jon Husted	Republican	Jon Husted	Republican	No

## Ballot measures

### What statewide ballot measures were approved?

*See also: 2014 statewide ballot measure election results and 2014 ballot measures*

Voters weighed in on some of the nation's most contentious topics during the night's elections, making this election cycle one of the most significant in recent history. Decisions made at the ballot box establish important precedents and set the tone for future elections. Below are the statewide measures Ballotpedia identified as the most important, high-profile and divisive of 2014. These measures were selected based on the issues addressed, the amount of money spent on them, the volume of media attention focused on each, and the likelihood that the outcomes of these measures will affect future ballot measure elections. The chart below is updated as results came in.

#### Topics on the ballot:

- 3 measures addressing marijuana
- 2 measures addressing business regulation
- 2 measures addressing firearms
- 1 measure addressing insurance
- 1 measure addressing healthcare
- 1 measure addressing labor
- 1 measure addressing taxes
- 1 measure addressing abortion
- 1 measure addressing education



#### 2014 Special reports














Check out Policypedia articles about statewide ballot measures in the following policy areas.

Energy

Education

Elections

Taxes

Ballot Measure	Outcome	Yes	No	Precincts Reporting	Topic
Alaska Marijuana Legalization, Ballot Measure 2 (2014)		52.15 (%)	47.85 (%)	100 (%)	Marijuana
California Proposition 45, Public Notice Required for Insurance Company Rates Initiative (2014)		40.19(%)	59.81 (%)	100 (%)	Insurance
California Proposition 46, Medical Malpractice Lawsuits Cap and Drug Testing of Doctors (2014)		32.85 (%)	67.15 (%)	100 (%)	Healthcare
Colorado Mandatory Labeling of GMOs Initiative, Proposition 105 (2014)		34.29 (%)	65.71 (%)	98 (%)	Business regulation
Florida Right to Medical Marijuana Initiative, Amendment 2 (2014)		57.57 (%)	42.43 (%)	100 (%)	Marijuana
Missouri Teacher Performance Evaluation, Amendment 3 (2014)		23.55 (%)	76.45 (%)	99.7 (%)	Labor
Nevada Margin Tax for Public Schools Initiative, Question 3 (2014)		21.3(%)	78.8 (%)	100 (%)	Taxes
Oregon Legalized Marijuana Initiative, Measure 91 (2014)		55.31 (%)	44.69 (%)	94%	Marijuana
Oregon Mandatory Labeling of GMOs Initiative, Measure 92 (2014)		49.3 (%)	50.7 (%)	94 (%)	Business regulation
Tennessee Legislative Powers Regarding Abortion, Amendment 1 (2014)		52.61 (%)	47.39 (%)	100 (%)	Abortion
Washington Class Size Reduction Measure, Initiative 1351 (2014)		49.6 (%)	50.4 (%)	64%	Education
Washington Gun Rights Measure, Initiative 591 (2014)		45.4 (%)	54.6 (%)	79 (%)	Firearms
Washington Universal Background Checks for Gun Purchases, Initiative 594 (2014)		59.68 (%)	40.32 (%)	52 (%)	Firearms

## What local ballot measures were approved?









*See also: 2014 local ballot measure election results and Local ballot measure elections in 2014*


Voters cast ballots on thousands of local measures on November 4. The chart below captures some of the most notable local ballot measures across the nation, including those addressing topics like marijuana, GMOs, fracking, business taxes and the minimum wage. The chart is updated on this page as races are called.

For more details about real-time updates for the notable local ballot measures in the table, see **this page**.




















In the table below there are 60 notable measures. Topics addressed include:

- 33 measures addressing marijuana
- 9 measures addressing the minimum wage
- 7 measures addressing fracking
- 2 measures addressing GMOs
- 2 measures addressing charter amendments
- 2 measures addressing business taxes
- 2 measures addressing zoning, land use and development
- 1 measure addressing the definition of a corporation
- 1 measure addressing labor and unions
- 1 one measure addressing the incorporation, merging and boundaries of local jurisdictions
- 1 measure addressing sales tax

Ballot Measure	Outcome	Yes	No	Total Votes	Topic
City of Phoenix Pension Reform Initiative, Proposition 487 (November 2014)		43.5 (%)	56.5 (%)	100 (%)	Pensions
Alachua County Citizens United Advisory Referendum: "Corporations are not People, Money is not Speech" (November 2014)		71.51 (%)	28.49 (%)	100 (%)	Definition of a corporation
Bernalillo County Marijuana Decriminalization Advisory Question, Measure 1 (November 2014)		59.51 (%)	40.49 (%)	100 (%)	Marijuana
Butte County Medical Marijuana Initiative, Measure B (November 2014)		33.08 (%)	66.92 (%)	100 (%)	Marijuana
Butte County Medical Marijuana Ordinance 4075 Referendum, Measure A (November 2014)		61.59 (%)	38.41 (%)	100 (%)	Marijuana
Cañon City Marijuana Retail Legalization, Measure 2C (November 2014)		38.48 (%)	61.52 (%)	100 (%)	Marijuana
City of Anchorage Ordinance 37 "Responsible Labor Act" Veto Referendum (November 2014)		46.15 (%)	53.83 (%)	100 (%)	Labor and unions
City of Appleton \$10.10 Per Hour State Minimum Wage Advisory Question (November 2014)		59.26 (%)	40.74 (%)	100 (%)	Minimum wage
City of Athens Fracking Ban Initiative, Issue 7 (November 2014)		78.28 (%)	21.72 (%)	100 (%)	Fracking
City of Berkeley Redistricting Map Referendum, Measure S (November 2014)		64.16 (%)	35.84 (%)	100 (%)	Incorporation, merging and boundaries of local jurisdictions
City of Berkeley Sugary Beverages and Soda Tax Question, Measure D (November 2014)		75.12 (%)	24.88 (%)	100 (%)	Business tax
City of Clare Marijuana Decriminalization Proposal (November 2014)		44.11 (%)	55.89 (%)	100 (%)	Marijuana
City of Berkley Marijuana Decriminalization Proposal (November 2014)		62.25 (%)	37.75 (%)	100 (%)	Marijuana
City of Denton Fracking Ban Initiative (November 2014)		58.64 (%)	41.36 (%)	100 (%)	Fracking
City of Encinitas Medical Marijuana Initiative, Proposition F (November 2014)		43.91 (%)	56.09 (%)	100 (%)	Marijuana
City of Eureka "Fair Wage Act" Minimum Wage Initiative, Measure R (November 2014)		37.99 (%)	62.01 (%)	100 (%)	Minimum wage
City of Frankfort Marijuana Legalization Proposal (November 2014)		44.86 (%)	55.14 (%)	100 (%)	Marijuana
City of Harrison Marijuana Decriminalization Proposal (November 2014)		36.54 (%)	63.46 (%)	100 (%)	Marijuana
City of Huntington Woods Marijuana Decriminalization Proposal (November 2014)		69.80 (%)	30.20 (%)	100 (%)	Marijuana
City of Lapeer Marijuana Decriminalization Proposal (November 2014)		49.84 (%)	50.16 (%)	100 (%)	Marijuana

City of Lewiston Recreational Marijuana Legalization Measure (November 2014)		45.07 (%)	54.93 (%)	100 (%)	Marijuana
City of Manitou Springs Retail Marijuana Ban, Measure 2G (November 2014)		34.96 (%)	65.04 (%)	100	Marijuana
City of Menasha \$10.10 Per Hour State Minimum Wage Advisory Question (November 2014)		62.00 (%)	38 (%)	100 (%)	Minimum wage
City of Mount Pleasant Marijuana Decriminalization Proposal (November 2014)		62.27 (%)	37.73 (%)	100 (%)	Marijuana
City of Neenah \$10.10 Per Hour State Minimum Wage Advisory Question (November 2014)		60.20 (%)	39.80 (%)	100 (%)	Minimum wage
City of Oakland Minimum Wage Increase Initiative, Measure FF (November 2014)		81.18 (%)	18.82 (%)	100 (%)	Minimum wage
City of Onaway Marijuana Decriminalization Proposal (November 2014)		35.65 (%)	64.35 (%)	100 (%)	Marijuana
City of Pleasant Ridge Marijuana Decriminalization Proposal (November 2014)		70.16 (%)	29.84 (%)	100 (%)	Marijuana
City of Port Huron Marijuana Decriminalization Proposal (November 2014)		51.45 (%)	48.55 (%)	100 (%)	Marijuana
City of Rancho Santa Margarita Former Nissan Dealership Zone Change, Measure Z (November 2014)		45.74 (%)	54.26 (%)	100 (%)	Zoning, land use and development
City of Sacramento "Strong Mayor" Mayor-Council Form of Government Charter Amendment, Measure L (November 2014)		42.78 (%)	57.22 (%)	100 (%)	Charter amendments
City of Saginaw Marijuana Decriminalization Proposal (November 2014)		62.70 (%)	37.30 (%)	100 (%)	Marijuana
City of San Francisco Minimum Wage Increase Referred Measure, Proposition J (November 2014)		76.83 (%)	23.17 (%)	100 (%)	Minimum wage
City of San Francisco Sugary Drink Tax, Proposition E (November 2014)		54.50 (%) <sup>[10]</sup>	45.50 (%)	100 (%)	Business tax
City of Santa Ana Council-Referred Medical Marijuana Regulation Ordinance, Measure BB (November 2014)		65.5 (%)	34.5 (%)	100 (%)	Marijuana
City of Santa Ana Medical Cannabis Restriction and Limitation Initiative, Measure CC (November 2014)		54.2 (%) <sup>[11]</sup>	45.8 (%)	100 (%)	Marijuana
City of Santa Monica Airport Development Council-Referred Question, Measure LC (November 2014)		59.73 (%)	40.27 (%)	100 (%)	Zoning, land use and development
City of Santa Monica Voter Approval of Airport Development Initiative, Measure D (November 2014)		43.61 (%)	56.39 (%)	100 (%)	Zoning, land use and development
City of South Portland Recreational Marijuana Legalization Measure (November 2014)		52.36 (%)	47.64 (%)	100 (%)	Marijuana



City of Wichita Sales Tax Measure (November 2014)		37.62 (%)	62.38 (%)	100 (%)	Sales tax
Dane County \$10.10 Per Hour State Minimum Wage Advisory Question (November 2014)		73.63 (%)	26.37 (%)	100 (%)	Minimum wage
Eau Claire County \$10.10 Per Hour State Minimum Wage Advisory Question (November 2014)		60.82 (%)	39.18 (%)	100 (%)	Minimum wage
Humboldt County "Genetic Contamination Prevention Ordinance" GMO Ban Initiative, Measure P (November 2014)		59.43 (%)	40.57 (%)	100 (%)	GMO
Kenosha County \$10.10 Per Hour State Minimum Wage Advisory Question (November 2014)		62.87 (%)	37.13 (%)	100 (%)	Minimum wage
Lake County "Freedom to Garden Human Rights Restoration Act" Initiative, Measure P (November 2014)		31.99 (%)	68.01 (%)	100 (%)	Marijuana
Lake County "Medical Marijuana Control Act" Initiative, Measure O (November 2014)		36.46 (%)	63.54 (%)	100 (%)	Marijuana
Maui County Genetically Modified Organism Moratorium Initiative (November 2014)		51.19 (%)	48.81 (%)	100 (%)	GMO
Mendocino County Community Bill of Rights Fracking and Water Use Initiative, Measure S (November 2014)		67.18 (%)	32.82 (%)	100 (%)	Fracking
Milwaukee County \$10.10 Per Hour State Minimum Wage Advisory Question (November 2014)		67.49 (%)	32.51 (%)	100 (%)	Minimum wage
San Benito County Fracking Ban Initiative, Measure J (November 2014)		57.36 (%)	42.64 (%)	100 (%)	Fracking
Santa Barbara County Fracking Ban Initiative, Measure P (November 2014)		37.35 (%)	62.65 (%)	100 (%)	Fracking
Santa Fe County Marijuana Decriminalization Advisory Question (November 2014)		73.10 (%)	26.90 (%)	100 (%)	Marijuana
Shasta County Outdoor Medical Marijuana Ordinance Referendum, Measure A (November 2014)		58.52 (%)	41.48 (%)	100 (%)	Marijuana
Town of Lakewood Marijuana Retail Ban, Measure 2A (November 2014)		54.92 (%)	45.08 (%)	100 (%)	Marijuana
Town of Palisade Retail Marijuana Legalization, Measure 2A (November 2014)		49.11 (%)	50.89 (%)	100 (%)	Marijuana
Town of Palmer Lake Marijuana Retail Legalization & Taxation, Measure 300 (November 2014)		46.95 (%)	53.05 (%)	100 (%)	Marijuana
Town of Palmer Lake Recreational Marijuana Retail Ban, Measure 301 (November 2014)		52.72 (%)	47.28 (%)	100 (%)	Marijuana
Town of Paonia Marijuana Retail Legalization Referendum, Measure 2B (November 2014)		46.74 (%)	53.26 (%)	100 (%)	Marijuana



Town of Ramah Marijuana Retail Legalization, Measure 2B (November 2014)	✘	21.43 (%)	78.57 (%)	100 (%)	Marijuana
Town of Red Cliff Marijuana Retail Ban, Question 2G (November 2014)	✘	42.31 (%)	57.69 (%)	100 (%)	Marijuana
Village of Gates Mills "Community Bill of Rights" Fracking Ban, Issue 51 (November 2014)	✘	30.7 (%)	69.3 (%)	100 (%)	Fracking
City of Kent "Community Bill of Rights" Fracking Ban Initiative, Issue 21 (November 2014)	✘	46.31 (%)	53.69 (%)	100 (%)	Fracking
Washington D.C. Marijuana Legalization, Initiative 71 (November 2014)	✔	64.61 (%)	28.44 (%)	100 (%)	Marijuana
Youngstown "Community Bill of Rights" Frack Ban, Issue 4 (November 2014)	✘	41.99 (%)	57.85 (%)	100 (%)	Fracking

## State courts

Check out Judgepedia's election night coverage for further details about judicial races across the country.

### What happened to state supreme courts and the balance of power

Judgepedia's extensive coverage of state judicial races this year included some notable state supreme court races. The stakes--and price tags--for the races listed below were high. A few things we were watching for on November 4, 2014:

- Michigan's partisan control: Michigan's supreme court did not flip to a Democratic majority.
- Partisan control of the North Carolina Supreme Court: Democrats gained one seat, and there was a nail-biting race between Justice Beasley and Michael Robinson.
- In the Republican-dominated states of Ohio and Texas, Democrats were not able to gain any victories
- Big funds in Montana: Justice Wheat prevailed over his challenger.

A total of 26 states held elections for their courts of last resort in 2014. Many candidates were unopposed or faced a retention election. In fact, **only eight states had one or more *contested* supreme court races** on their November ballot. The most competitive of these are included below. For more information on these races see here.

### Michigan Supreme Court races

Currently, the Michigan Supreme Court has five Republicans and two Democrats on its bench. This situation will remain, as there was one Democratic victory and two Republican victories on November 4. Republican Justices Viviano and Zahra kept their seats, while Democrat Richard Bernstein picked up a win for the seat previously held by Democratic Justice Michael Cavanagh. This was a state where the partisan balance could have flipped, but those Democratic hopes were ended with Republican Justice David Viviano's victory.

Though Michigan's elections are technically nonpartisan, candidates are nominated by party committees.

- *For more information and details about these races, see: Michigan Supreme Court elections, 2014*
- *For information on the other judicial elections in Michigan, see: Michigan judicial elections, 2014*



**2014 Elections:  
What's at Stake?**






**Table of Contents**




Return to top • Twitter Feed

United States Senate • United States House • Trifectas and state government control • State legislatures • State executives • Ballot measures • State courts • School boards • Municipal elections

Links to all election results, 2014

**8-year term (2 seats)**

Candidate	Vote %
Brian Zahra 	32.0%
James Robert Redford 	20.6%
Richard Bernstein 	28.7%
William B. Murphy 	14.1%
Doug Dern 	4.5%
<i>100% of counties reporting</i> <sup>[12]</sup>	
<b>Current justices</b>	Michael Cavanagh
	Brian Zahra
<b>Winners</b>	Richard Bernstein
	Brian Zahra

<b>2-year term</b>	
Candidate	Vote %
David Viviano 	61.7%
Deborah Thomas 	28.7%
Kerry L. Morgan 	9.6%
<i>100% of counties reporting</i> <sup>[13]</sup>	
<b>Current justice</b>	David Viviano
<b>Winner</b>	David Viviano

## North Carolina Supreme Court races

The Supreme Court of North Carolina, which went into November 4 with a 5-2 Republican majority, gained one Democratic justice this year, as Sam Ervin was victorious over Robert N. Hunter, Jr. Michael Robinson remained the Republicans' only chance to gain that seat back, but he was narrowly defeated by incumbent Justice Cheri Beasley, a Democrat.



North Carolina's judicial elections are technically nonpartisan. However, it is a state where the justices' political affiliations are clearly known and political parties may publicly endorse candidates. Currently, the Supreme Court of North Carolina has five Republicans and two Democrats on its bench. In 2014 four seats were up for election, meaning that a majority of the seven-member court was up for grabs.



Three Democratic seats and one Republican seat were initially up for election this year. Two of those seats--the chief justice position and Justice Martin's open seat--were given new, Republican incumbents thanks to appointments by Governor Pat McCrory in August 2014. That resulted in the chief justice position changing from a Democratic incumbent (Sarah Parker, who retired) to a Republican incumbent (Mark Martin, who is running for a full term in 2014). Thus, for the November elections, two open seats are occupied by Republicans and two by Democrats.



A partisan flip was not possible, even though a majority of the court's seats were up for election, because it would have required Democrats to win all four seats and there were no Democrats in the race for chief justice.



- *For more information and details about these races, see: North Carolina Supreme Court elections, 2014*
- *For information on the other judicial elections in North Carolina, see: North Carolina judicial elections, 2014*

### Chief Justice seat

Candidate	Vote %
Mark Martin 	72.3%
Ola M. Lewis 	27.7%
<i>100% of precincts reporting</i> <sup>[14]</sup>	
<b>Current justice</b>	Sarah Parker
<b>Winner</b>	Mark Martin

<b>Martin seat</b>	
Candidate	Vote %
Robert N. Hunter, Jr. 	47.4%
Sam Ervin 	52.6%
<i>100% of precincts reporting</i> <sup>[15]</sup>	
<b>Current justice</b>	Mark Martin ( <i>Robert Hunter temporarily appointed</i> )
<b>Winner</b>	Sam Ervin



<b>Beasley seat</b>	
Candidate	Vote %
Cheri Beasley 	50.1%
Michael L. Robinson 	49.9%
<i>100% of precincts reporting</i> <sup>[16]</sup>	
<b>Current justice</b>	Cheri Beasley
<b>Winner</b>	Cheri Beasley



<b>Hudson seat</b>	
Candidate	Vote %
Robin Hudson 	52.4%
Eric L. Levinson 	47.6%
<i>100% of precincts reporting</i> <sup>[17]</sup>	
<b>Current justice</b>	Robin Hudson
<b>Winner</b>	Robin Hudson

## Ohio Supreme Court races

Though Ohio holds nonpartisan general elections, its primaries are partisan, so the political affiliations of the judicial candidates are commonly known. The two Republican justices up for election this year were victorious, keeping the partisan balance of the Ohio Supreme Court at six Republicans and one Democrat.<sup>[18]</sup>

- *For more information and details about these races, see: Ohio Supreme Court elections, 2014*
- *For information on the other judicial elections in Ohio, see: Ohio judicial elections, 2014*

<b>French seat</b>	
Candidate	Vote %
Judith French 	56.0%
John P. O'Donnell 	44.0%
<i>100% of precincts reporting</i> <sup>[19]</sup>	
<b>Current justice</b>	Judith French
<b>Winner</b>	Judith French




<b>Kennedy seat</b>	
Candidate	Vote %
Sharon L. Kennedy 	72.6%
Tom Letson 	27.4%
<i>100% of precincts reporting</i> <sup>[20]</sup>	
<b>Current justice</b>	Sharon L. Kennedy
<b>Winner</b>	Sharon L. Kennedy



## Texas Supreme Court races



Four Republican justices were re-elected in 2014, maintaining the GOP's monopoly on the Texas Supreme Court.

In the race for Place 6, Justice Jeff Brown was challenged by a judge of the state's other high court, Lawrence Meyers. Meyers has served on the Texas Court of Criminal Appeals since 1992. He was also a Republican for his entire judicial career, but chose to run as a Democrat in this election. Apparently, his history did not benefit him, as he was decidedly defeated by Justice Brown.

- *For more information and details about these races, as well as other races for this court, see: Texas Supreme Court elections, 2014*
- *For information on the other judicial elections in Texas, see: Texas judicial elections, 2014*

<b>Brown seat (Place 6)</b>	
Candidate	Vote %
Jeff Brown 	60.4%
Lawrence Meyers 	36.5%
Mark Ash 	3.2%
<i>98.75% of precincts reporting</i> <sup>[21]</sup>	
<b>Current justice</b>	Jeff Brown
<b>Winner</b>	Jeff Brown

<b>Boyd seat (Place 6)</b>	
Candidate	Vote %
Jeff Boyd 	58.9%
Gina Benavides 	37.6%




Don Fulton 	2.8%
Charles E. Waterbury 	0.7%
98.75% of precincts reporting <sup>[22]</sup>	
<b>Current justice</b>	Jeff Boyd
<b>Winner</b>	Jeff Boyd

## Texas Court of Criminal Appeals race

Although retirements put three races without incumbents on the 2014 ballot for this court, the only race with both a Republican and Democratic candidate in the general election was the race for Place 3. Republican Bert Richardson's dominance in the fundraising for this race, seemed to correlate to the results, as he handily defeated Democratic candidate John Granberg.

The Texas Court of Criminal Appeals has eight Republicans and one Democrat on its bench. However, Judge Lawrence Meyers only recently switched from the Republican to the Democratic party, so the GOP, in reality, holds a monopoly on the court.

- *For more information and details about these races, as well as other races for this court, see: Texas Court of Criminal Appeals elections, 2014*

<b>Price seat (Place 3)</b>	
Candidate	Vote %
Bert Richardson 	59.9%
John Granberg 	36.5%
Mark W. Bennett 	3.6%
98.75% of precincts reporting <sup>[23]</sup>	
<b>Current justice</b>	Tom Price
<b>Winner</b>	Bert Richardson

## Montana Supreme Court race

Justice Mike Wheat was decidedly re-elected despite a notable fundraising effort by his challenger. He was almost unopposed due to a question of challenger Lawrence VanDyke's eligibility earlier in the year. That was sorted out and the state supreme court ruled that VanDyke could compete. The race then became one to watch because VanDyke was supported by the Republican State Leadership Committee, a national conservative group with its hands in a number of key 2014 judicial races. In a state that mandates non-partisan judicial elections, partisan undertones crept into this race and both candidates raised significant sums of money. However, it was not enough for VanDyke to overcome incumbent Wheat.

- *For more information and details about these races, see: Montana Supreme Court elections, 2014*
- *For information on the other judicial elections in Montana, see: Montana judicial elections, 2014*

<b>Wheat seat (Seat 2)</b>	
Candidate	Vote %
Mike Wheat	59.1%
Lawrence VanDyke	40.9%
100% of precincts reporting <sup>[24][25]</sup>	
<b>Current justice</b>	Mike Wheat
<b>Winner</b>	Mike Wheat

## School boards

---

*See also: School board elections, 2014*

For comprehensive coverage of all the school board elections that occurred in the nation's largest school districts, visit **our school board elections page**.

We selected the following 25 races for more extensive coverage due to a variety of factors. Several of these elections were in districts with more than 100,000 students enrolled, some featured especially contentious issues at stake such as Common Core, charter schools and teacher merit pay, and some could have resulted in a change of the board's leadership and governing majority.



### **2014 Elections: What's at Stake?**

#### **Table of Contents**

[Return to top](#) • [Twitter Feed](#)

[United States Senate](#) • [United States House](#) • [Trifectas and state government control](#) • [State legislatures](#) • [State executives](#) • [Ballot measures](#) • [State courts](#) • [School boards](#) • [Municipal elections](#)

[Links to all election results, 2014](#)

2014 School Board Elections				
District	State	Seats up for election	Total board seats	Winners
Ann Arbor Public Schools	Michigan	4	7	Susan Baskett (i), Donna Lasinski, Patricia Ashford Manley and Christine Stead (i)
Antioch Unified School District	California	2	5	Walter Ruehlig and Debra Vinson
Chandler Unified School District	Arizona	2	5	Annette Auxier (i) and Robert Rice (i)
Clark County School District	Nevada	3	7	Kevin Child, Erin E. Cranor (i) and Carolyn Edwards (i)
Gilbert Public Schools	Arizona	2	5	Jill Humpherys (i) and J. Charles Santa Cruz
Gwinnett County Public Schools	Georgia	2	5	Dan Seckinger (R, i) and Bob McClure (R, i)
Howard County Public Schools	Maryland	4	7	Sandra H. French (i), Cynthia L. Vaillancourt (i), Bess I. Altwerger and Christine O'Connor
Indianapolis Public Schools	Indiana	3	7	Mary Ann Sullivan, Kelly Bentley and LaNier L. Echols
Jefferson County Public Schools	Kentucky	4	7	Diane Porter (i), Stephanie Horne, Linda Duncan (i) and Lisa Willner
Jefferson Parish Public Schools	Louisiana	9	9	Marion "Coach" Bonura (R), Melinda Bourgeois (R), Larry Dale (R, i), Sandy Denapolis-Bosarge (R, i), Cedric Floyd (D, i), Mark Morgan (I, i) and Ray St. Pierre (R, i); runoffs in District 2 and District 7
Jersey City Public Schools	New Jersey	3	9	Gerald Lyons, Lorenzo Richardson and Joel Torres
Mobile County Public School System	Alabama	2	5	Reginald Crenshaw (D, i) and Robert Edward Battles, Sr. (D)
Montgomery County Public Schools	Maryland	4	7	Judy Docca (i), Mike Durso (i), Patricia O'Neill (i) and Jill Ortman-Fouse
Omaha Public Schools	Nebraska	4	9	Marque A. Snow (i), Justin T. Wayne (i), Matt Scanlan (i) and Lacey Merica (i)
Prince George's County Public Schools	Maryland	4	9	Carolyn M. Boston (i), Lupi Grady, Dinora A. Hernandez* and Sonya Williams (i)
Rialto Unified School District	California	2	5	Edgar Montes (i) and Dina Walker
San Diego Unified School District	California	2	5	Kevin Beiser (i) and Michael G. McQuary
Santa Clara Unified School	California	4	7	Jim Canova (i), Jodi Muirhead, Andrew Ratermann (i) and Noelani Sallings

2014 School Board Elections				
District	State	Seats up for election	Total board seats	Winners
District				
Santa Monica-Malibu Unified School District	California	4	7	Craig Foster, Laurie Lieberman (i), Richard Tahvildaran-Jesswein and Oscar de la Torre (i)
Sweetwater Union High School District	California	5	5	Paula Hall, Kevin J. Pike, Nicholas Segura, Arturo Solis and Frank A. Tarantino
Toms River Regional Schools	New Jersey	3	9	Ben Giovine (i), Robert Onofrietti Jr. and Loreen Torrone (i)
Tucson Unified School District	Arizona	2	5	Adelita Grijalva (i) and Michael Hicks (i)
Vernon Parish School District	Louisiana	12	12	John Blankenbaker (R, i), Doug Brandon (R, i), Gerald Cooley (R, i), David J. Detz (R), Randi Schamerhorn Gleason (R, i), William "Randy" Martin (D, i), Michael "Mike" Perkins (I, i), Robert Pynes Jr. (D, i), Jim Seaman (I), Vernon Travis Jr. (D, i), Angie Wise-Davis (D) and Steve Woods (I, i)
Washoe County School District	Nevada	3	7	Veronica Frenkel, John R. Mayer (i) and Nick Smith
West Contra Costa Unified School District	California	3	5	Elizabeth Block, Valerie Cuevas and Madeline Kronenberg (i)

*\*Hernandez won the District 3 seat in Prince George's County Public Schools by only seven votes. This outcome may change as these totals do not include absentee or provisional ballots cast, which will be finalized on November 14, 2014.*

## Municipal elections

*See also: United States municipal elections, 2014*

There were 108 seats up for election in the largest 100 cities on November 4. Thirteen of the largest 100 cities held elections for mayor, while 25 cities held city council elections. The four cities with the most intriguing races were:

- Washington, D.C.
- San Diego, California
- Oakland, California
- Austin, Texas

*Note: Last updated: 6:41 am November 7, 2014.*

### Washington, D.C. municipal elections, 2014

Washington, D.C. will be electing a new mayor this year after Muriel Bowser (D) defeated incumbent Vincent Gray (D) in the Democratic primary. Polling in late September put Bowser eight points ahead of City Councilman David Catania (I). Hot-button issues in this race include public transportation, cost of living, school reform and marijuana.









### 2014 Elections: What's at Stake?

#### Table of Contents

Return to top • Twitter Feed  
 United States Senate • United States House • Trifectas and state government control • State legislatures • State executives • Ballot measures • State courts • School boards • Municipal elections





Links to all election results, 2014

Washington, D.C. Mayoral Election, 2014				
Candidate	Party	Total Votes	Vote %	2014 Winner
Muriel Bowser		80,303	53.92%	✓
Faith		1,168	0.78%	
Bruce Majors		982	0.66%	
David Catania		52,618	35.33%	
Nestor Djonkam		361	0.24%	
Carol Schwartz		10,583	7.11%	

Source: District of Columbia Board of Elections ([https://www.dcboee.org/election\\_info/election\\_results/2014/November-4-General-Election](https://www.dcboee.org/election_info/election_results/2014/November-4-General-Election)) - 100% of precincts reporting

## San Diego, California municipal elections, 2014

San Diego has a crucial race in District 6 this year. Although both candidates are officially nonpartisan, Carol Kim is endorsed by the San Diego County Democratic Party and Chris Cate is endorsed by current mayor Kevin Faulconer (R). On the current council, Democratic-affiliated members hold a 6-3 majority and are able to veto Faulconer's policies. Should Cate win this seat, that would revert to a 5-4 majority that holds no veto power. Polling in September put Cate 11 points ahead of Kim. For more information on the council majority situation, [click here](#).

San Diego, California City Council Elections, 2014				
Candidate	Affiliation	Total Votes	Vote %	2014 Winner
Chris Cate		13,399	54.57%	✓
Carol Kim		11,155	45.43%	

Source: County of San Diego (<http://www.sdvote.com/voters/mobile/newphone.html>) - 100% of precincts reporting

## Oakland, California municipal elections, 2014

*See also: Ranked-choice voting*

The mayoral election in Oakland, California may be a source of intense drama. In 2010, Jean Quan gained enough votes in the final round of voting to leapfrog Don Perata, who had led the entire vote counting process, to win the mayor's seat. Oakland uses a system called ranked-choice voting that allows voters to select up to three candidates in order of preference and transfers their votes as candidates are defeated. Polling in September put city councilwoman and 2010 third-place candidate Rebecca Kaplan 12 points ahead of Quan, but due to how votes are transferred during the election that margin might mean little.

Oakland, California Mayoral Election, 2014					
Candidate	First Preference Votes	Vote %	Total Votes	Vote %	2014 Winner
Jason "Shake" Anderson	816	1.46%			
Peter Yuan Liu	246	0.44%			
Patrick K. McCullough	207	0.37%			
Bryan Parker	4,481	8.03%			
Jean Quan - Incumbent	8,819	15.81%			
Courtney Ruby	1,775	3.18%			
Saied Karamooz	136	0.24%			
Elizabeth "Libby" Schaaf	16,243	29.11%	26,368	62.79%	✓
Nancy Sidebotham	161	0.29%			
Dan Siegel	6,758	12.11%			
Joseph Tuman	6,911	12.39%			
Charles Ray Williams	642	1.15%			
Ken Houston	296	0.53%			
Rebecca Kaplan	8,089	14.50%	15,623	37.21%	
Eric Wilson	218	0.39%			

Source: Alameda County Registrar of Voters ([http://www.acgov.org/rov/current\\_election/226/index.htm](http://www.acgov.org/rov/current_election/226/index.htm)) - 100% of precincts reporting

## Austin, Texas municipal elections, 2014

The city of Austin, Texas is holding elections for the first time under new rules passed in November 2012. These changes included creating four new city council seats, establishing ten districts by which individual council members are elected, and imposing term limits of three, three-year terms. Previously, the six council members were all elected at-large without term limits. These new rules left only two incumbents, Chris Riley and Kathryne Beth Tovo, eligible to run. As both are running in District 9, this means Austin will elect a new mayor and nine new city council members.

Austin, Texas Municipal Elections, 2014				
Seat	Total Votes	Vote %	Runoff?	Winner(s)
Mayor	64,279 / 51,804	36.763% / 29.63%	Yes	Stephen Adler / Mike Martinez
District 1	6,421 / 1,884	49.12% / 14.41%	Yes	Ora Houston / DeWayne Lofton
District 2	5,568	65.76%	No	Delia Garza
District 3	2,137 / 1,914	20.99% / 18.80%	Yes	Susana Almanza / Sabino "Pio" Renteria
District 4	3,268 / 1,822	38.65% / 21.55%	Yes	Gregorio Casar / Laura Pressley
District 5	11,378	53.62%	No	Ann Kitchen
District 6	3,722 / 3,697	24.21% / 24.05%	Yes	Donald S. Zimmerman / James T. Flannigan
District 7	6,262 / 3,292	32.14% / 16.89%	Yes	Leslie Pool / Jefferson E. Boyt
District 8	5,676 / 5,496	26.38% / 25.54%	Yes	Ellen Troxclair / Edward S. Scruggs
District 9	10,003 / 8,241	49.05% / 40.41%	Yes	Kathryne Beth Tovo / Chris Riley
District 10	8,539 / 6,386	30.65% / 22.93%	Yes	Amanda "Mandy" Dealey / Sheri P. Gallo

Source: Travis County Clerk ([http://www.traviscountyclerk.org/eclerk/content/images/election\\_results/2014.11.04/20141104coacume.pdf](http://www.traviscountyclerk.org/eclerk/content/images/election_results/2014.11.04/20141104coacume.pdf)) - 100% of precincts reporting

## See also

- Links to all election results, 2014
- Portal:Elections
- United States Senate elections, 2014
- United States House of Representatives elections, 2014
- State executive official elections, 2014
- 2014 ballot measures
- State legislative elections, 2014
- School board elections, 2014
- State supreme court elections, 2014
- United States municipal elections, 2014

## References

- ↑ Note: This total included New York and Washington. Both states elected Democratic trifectas before a coalition in the state senate swung party control to the minority Republicans.
- ↑ <sup>2.0</sup> <sup>2.1</sup> Note: Illinois and Minnesota were not in this list prior to election night but were added on November 4. New York was included initially but removed owing to the minority coalition situation.
- ↑ *Omaha.com*, "Democrats cut into GOP lead in Nebraska Legislature," accessed May 13, 2014 (<http://www.omaha.com/apps/pbcs.dll/article?AID=2012711079943>) (*dead link*)
- ↑ Note: West Virginia was originally tied but State Senator Daniel Hall changed from the Democratic to the Republican Party the day after the election, giving partisan control to the Republicans.
- ↑ Note: The West Virginia State Senate was originally tied but State Senator Daniel Hall changed from the Democratic to the Republican Party the day after the election, giving partisan control to the Republicans.
- ↑ *The Daily Signal*, "List of 27 States Suing Over Obamacare," January 27, 2011 (<http://dailysignal.com/2011/01/17/list-of-states-suing-over-obamacare/>)
- ↑ *Legal Newsline*, "Governor hires lawyer to fight Obamacare," April 8, 2010 (<http://legalnewsline.com/news/226566-governor-hires-lawyer-to-fight-obamacare>)
- ↑ *SOS for Democracy*, "Races to Watch," accessed October 23, 2014 (<http://sosfordemocracy.com/races-to-watch/>)
- ↑ *SOS for SOS*, "Home," accessed October 23, 2014 (<http://sosforsos.com/>)

10. ↑ *A 2/3rds supermajority vote was required for the approval of Measure E*
11. ↑ *Although Measure CC received a majority approval, its competing measure received more "yes" votes, invalidating Measure CC.*
12. ↑ *Michigan Department of State*, "2014 General Election Results - Justice of Supreme Court 8 Year Terms (2) Positions," November 4, 2014 (<http://miboecfr.nictusa.com/election/results/14GEN/13000000.html>)
13. ↑ *Michigan Department of State*, "2014 General Election Results - Justice of Supreme Court Partial Term Ending 01/01/2017," November 4, 2014 (<http://miboecfr.nictusa.com/election/results/14GEN/13000002.html>)
14. ↑ *North Carolina State Board of Elections*, "Unofficial Statewide General Election Results 2014," November 4, 2014 (<http://enr.ncsbe.gov/ElectionResults/>)
15. ↑ *North Carolina State Board of Elections*, "Unofficial Statewide General Election Results 2014," November 4, 2014 (<http://enr.ncsbe.gov/ElectionResults/>)
16. ↑ *North Carolina State Board of Elections*, "Unofficial Statewide General Election Results 2014," November 4, 2014 (<http://enr.ncsbe.gov/ElectionResults/>)
17. ↑ *North Carolina State Board of Elections*, "Unofficial Statewide General Election Results 2014," November 4, 2014 (<http://enr.ncsbe.gov/ElectionResults/>)
18. ↑ *Cleveland.com*, "Justices Sharon Kennedy, Judith French appear headed to election victories," November 4, 2014 ([http://www.cleveland.com/open/index.ssf/2014/11/justices\\_sharon\\_kennedy\\_judith.html](http://www.cleveland.com/open/index.ssf/2014/11/justices_sharon_kennedy_judith.html))
19. ↑ *Ohio Secretary of State*, "General Election Results - Supreme Court," November 4, 2014 (<https://vote.ohio.gov/Results.aspx?race=Ohio%20Supreme%20Court>)
20. ↑ *Ohio Secretary of State*, "General Election Results - Supreme Court," November 4, 2014 (<https://vote.ohio.gov/Results.aspx?race=Ohio%20Supreme%20Court>)
21. ↑ *Texas Secretary of State*, "2014 General Election Results," November 4, 2014 ([https://team1.sos.state.tx.us/enr/results/nov04\\_175\\_state.htm?x=0&y=0&id=259](https://team1.sos.state.tx.us/enr/results/nov04_175_state.htm?x=0&y=0&id=259))
22. ↑ *Texas Secretary of State*, "2014 General Election Results," November 4, 2014 ([https://team1.sos.state.tx.us/enr/results/nov04\\_175\\_state.htm?x=0&y=0&id=259](https://team1.sos.state.tx.us/enr/results/nov04_175_state.htm?x=0&y=0&id=259))
23. ↑ *Texas Secretary of State*, "2014 General Election Results," November 4, 2014 ([https://team1.sos.state.tx.us/enr/results/nov04\\_175\\_state.htm?x=0&y=0&id=259](https://team1.sos.state.tx.us/enr/results/nov04_175_state.htm?x=0&y=0&id=259))
24. ↑ *KRTV.com*, "Election 2014 in Montana: Updated Results," November 4, 2014 (<http://www.krtv.com/news/election-2014-in-montana-updated-results/>)
25. ↑ *Bozeman Daily Chronicle*, "Wheat, Rice win re-election to Montana Supreme Court," November 4, 2014 ([http://www.bozemandailychronicle.com/news/politics/wheat-rice-win-re-election-to-montana-supreme-court/article\\_0b6449cc-64b2-11e4-80a4-6be7969980c7.html](http://www.bozemandailychronicle.com/news/politics/wheat-rice-win-re-election-to-montana-supreme-court/article_0b6449cc-64b2-11e4-80a4-6be7969980c7.html))

Categories: 2014 elections | 2014 front page news | Ballotnews.org

---