









[Home](#)[Subjects](#)[Data Tools](#)[Publications](#)[Economic Releases](#)[Students](#)[Beta](#)

# Economic News Release

SHARE ON:      FONT SIZE:   PRINT: 

## Table A-15. Alternative measures of labor underutilization

### HOUSEHOLD DATA

**Table A-15. Alternative measures of labor underutilization**

[Percent]

Measure	Not seasonally adjusted			Seasonally adjusted					
	Dec. 2012	Nov. 2013	Dec. 2013	Dec. 2012	Aug. 2013	Sept. 2013	Oct. 2013	Nov. 2013	Dec. 2013
<b>U-1</b> Persons unemployed 15 weeks or longer, as a percent of the civilian labor force	4.2	3.7	3.5	4.3	3.8	3.8	3.8	3.7	3.6
<b>U-2</b> Job losers and persons who completed temporary jobs, as a percent of the civilian labor force	4.3	3.5	3.5	4.2	3.8	3.7	4.0	3.7	3.5
<b>U-3</b> Total unemployed, as a percent of the civilian labor force (official unemployment rate)	7.6	6.6	6.5	7.9	7.2	7.2	7.2	7.0	6.7
<b>U-4</b> Total unemployed plus discouraged workers, as a percent of the civilian labor force plus discouraged workers	8.3	7.1	7.0	8.5	7.8	7.7	7.7	7.4	7.2
<b>U-5</b> Total unemployed, plus discouraged workers, plus all other persons marginally attached to the labor force, as a percent of the civilian labor force plus all persons marginally attached to the labor force	9.2	7.9	7.9	9.4	8.6	8.6	8.6	8.2	8.1
<b>U-6</b> Total unemployed, plus all persons marginally attached to the labor force, plus total employed part time for economic reasons, as a percent of the civilian labor force plus all persons marginally attached to the labor force	14.4	12.7	13.0	14.4	13.6	13.6	13.7	13.1	13.1

NOTE: Persons marginally attached to the labor force are those who currently are neither working nor looking for work but indicate that they want and are available for a job and have looked for work sometime in the past 12 months. Discouraged workers, a subset of the marginally attached, have given a job-market related reason for not currently looking for work. Persons employed part time for economic reasons are those who want and are available for full-time work but have had to settle for a part-time schedule. Updated population controls are introduced annually with the release of January data.

### Table of Contents

Last Modified Date: January 10, 2014

RECOMMEND THIS PAGE USING:  Facebook  Twitter  LinkedIn

#### TOOLS

Areas at a Glance  
 Industries at a Glance  
 Economic Releases  
 Databases & Tables  
 Maps

#### CALCULATORS

Inflation  
 Location Quotient  
 Injury And Illness

#### HELP

Help & Tutorials  
 FAQs  
 Glossary  
 About BLS  
 Contact Us

#### INFO

What's New  
 Careers @ BLS  
 Find It! DOL  
 Join our Mailing Lists  
 Linking & Copyright Info

#### RESOURCES

Inspector General (OIG)  
 Budget and Performance  
 No Fear Act  
 USA.gov  
 Benefits.gov  
 Disability.gov

[Freedom of Information Act](#) | [Privacy & Security Statement](#) | [Disclaimers](#) | [Customer Survey](#) | [Important Web Site Notices](#)

U.S. Bureau of Labor Statistics | Division of Labor Force Statistics, PSB Suite 4675, 2 Massachusetts Avenue, NE Washington, DC 20212-0001

[www.bls.gov/CPS](http://www.bls.gov/CPS) | Telephone: 1-202-691-6378 | [Contact CPS](#)

U.S. Bureau of Labor Statistics | Division of Current Employment Statistics, PSB Suite 4860, 2 Massachusetts Avenue, NE Washington, DC 20212-0001

[www.bls.gov/CES](http://www.bls.gov/CES) | Telephone: 1-202-691-6555 | [Contact CES](#)